

Product guide



# Accelerate business results with performance expandability and productivity

HP LaserJet Enterprise 600 M601, M602, M603 printer series



# Table of contents

Getting to know the printers .....	1
Product walk-around	
HP LaserJet Enterprise 600 M601 printer series.....	2
HP LaserJet Enterprise 600 M602 printer series.....	3
HP LaserJet Enterprise 600 M603 printer series.....	4
Top features.....	5
Heavy-duty reliability and flexible configuration.....	6
Outstanding energy and paper savings.....	8
Secure printing with minimal intervention.....	9
Innovative extensibility to meet your needs.....	13
Technical specifications.....	14
Environmental and power specifications.....	16
Ordering information.....	17

## Getting to know the printers

Welcome to the Solution and Feature Guide for the new HP LaserJet Enterprise 600 M601, M602, and M603 printer series. These workhorses of business printers are fast enough, durable enough, and versatile enough to handle the heavy loads. With speeds of up to 62 pages per minute (ppm),<sup>2</sup> HP's fastest laser printers are ideal for managed printing environments which need high-speed, reliable printers that offer increased paper capacity, help meet sustainability goals, protect confidential data, and integrate new solutions easily.<sup>3</sup>




## Product walkaround

M601dn model shown

### HP LaserJet Enterprise 600 M601 printer series

- 1 Intuitive 4-line colour display
- 2 Easy Access USB port
- 3 Built-in automatic two-sided printing
- 4 Convenient front on/off button
- 5 500-sheet output bin
- 6 One-door access to install all in one toner cartridges
- 7 100-sheet multipurpose tray 1 handles heavy custom media up to 200 g/m<sup>2</sup> (53 lb bond)
- 8 500-sheet input tray 2 for a 600-sheet total input capacity
- 9 HP Jetdirect 10/100/1000Base-TX Ethernet embedded print server
- 10 Slot for a cable-type security lock
- 11 512 MB total memory and an 800 MHz processor quickly handle complex print jobs
- 12 Hi-Speed USB 2.0 port



## Series at a glance



**M601n printer**

**M601dn printer**

**M601m printer**


	<b>M601n printer</b>	<b>M601dn printer</b>	<b>M601m printer</b>
<b>Part number</b>	CE989A	CE990A	F3J55A
<b>Print speeds</b>	Up to 43 ppm A4 (Up to 45 ppm letter)	Up to 43 ppm A4 (Up to 45 ppm letter)	Up to 43 ppm A4 (Up to 45 ppm letter)
<b>Control panel</b>	4-line colour display	4-line colour display	4-line colour display
<b>Hardware Integration Pocket</b>	Not available	Not available	Not available
<b>100-sheet multipurpose tray 1</b>	✓	✓	✓
<b>500-sheet tray 2</b>	✓	✓	✓
<b>500-sheet tray 3</b>	Optional	Optional	Optional
<b>500-sheet output bin</b>	✓	✓	✓
<b>500-sheet 5-bin Mailbox</b>	Optional	Optional	✓
<b>Automatic two-sided printing unit</b>	Optional	✓	✓
<b>Toner cartridges supported</b>	Regular (~10,000 pages)	Regular	Regular
<b>HP High Performance Secure Hard Disk</b>	Not available	Not available	Not available
<b>ENERGY STAR® qualified</b>		✓	✓
<b>Blue Angel certified</b>			✓

## Product walkaround

M602x model shown

### HP LaserJet Enterprise 600 M602 printer series

- 1 Intuitive 4-line colour display with 10-button keypad
- 2 Hardware Integration Pocket for solution integration
- 3 Easy Access USB port
- 4 Built-in automatic two-sided printing
- 5 Convenient front on/off button
- 6 500-sheet output bin
- 7 One-door access to install regular or high-capacity toner cartridges
- 8 100-sheet multipurpose tray 1 handles heavy custom media up to 200 g/m<sup>2</sup> (53 lb bond)
- 9 Two 500-sheet input trays for a 1,100-sheet total input capacity
- 10 HP Jetdirect 10/100/1000Base-TX Ethernet embedded print server
- 11 Slot for a cable-type security lock
- 12 512 MB total memory and an 800 MHz processor quickly handle complex print jobs
- 13 Hi-Speed USB 2.0 port



Front view

## Series at a glance



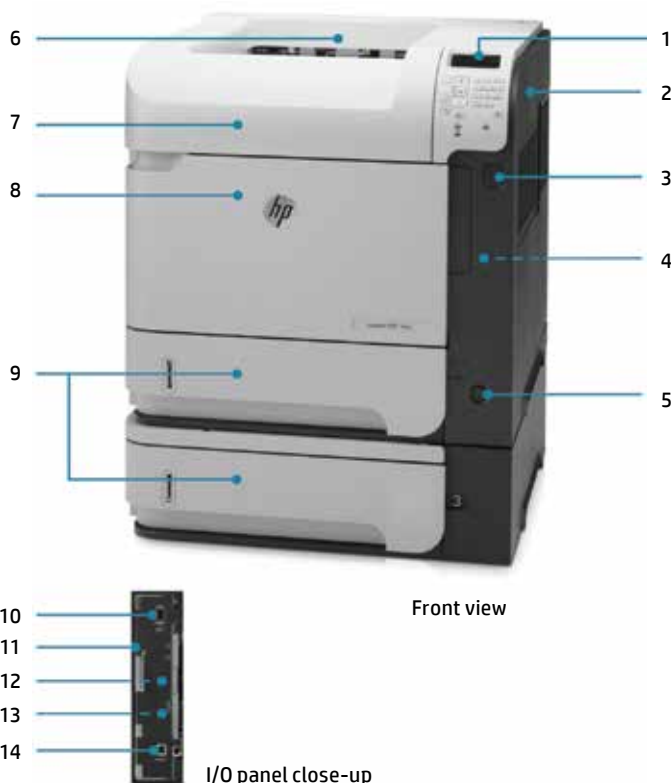
	<b>M602n printer</b>	<b>M602dn printer</b>	<b>M602m printer</b>	<b>M602x printer</b>
<b>Part number</b>	CE991A	CE992A	F3J54A	CE993A
<b>Print speeds</b>	Up to 50 ppm A4 (Up to 52 ppm letter)	Up to 50 ppm A4 (Up to 52 ppm letter)	Up to 50 ppm A4 (Up to 52 ppm letter)	Up to 50 ppm A4 (Up to 52 ppm letter)
<b>Control panel</b>	4-line colour display, 10 key pad	4-line colour display, 10 key pad	4-line colour display, 10 key pad	4-line colour display, 10 key pad
<b>Hardware Integration Pocket</b>	✓	✓	✓	✓
<b>100-sheet multipurpose tray 1</b>	✓	✓	✓	✓
<b>500-sheet tray 2</b>	✓	✓	✓	✓
<b>500-sheet tray 3</b>	Optional	Optional	Optional	✓
<b>500-sheet output bin</b>	✓	✓	✓	✓
<b>500-sheet 5-bin Mailbox</b>	Optional	Optional	✓	Optional
<b>Automatic two-sided printing unit</b>	Optional	✓	✓	✓
<b>Toner cartridges supported</b>	Regular (~10,000 pages) and high-capacity (~24,000 pages) <sup>4</sup>	Regular and high-capacity	Regular and high-capacity	Regular and high-capacity
<b>HP High Performance Secure Hard Disk</b>	Not available	Not available	Not available	Not available
<b>ENERGY STAR® qualified</b>		✓	✓	✓
<b>Blue Angel certified</b>			✓	

## Product walkaround

M603xh model shown

### HP LaserJet Enterprise 600 M603 printer series

- 1 Intuitive 4-line colour display with 10-button keypad
- 2 Hardware Integration Pocket for solution integration
- 3 Easy Access USB port
- 4 Built-in automatic two-sided printing
- 5 Convenient front on/off button
- 6 500-sheet output bin
- 7 One-door access to install regular or high-capacity toner cartridges
- 8 100-sheet multipurpose tray 1 handles heavy custom media up to 200 g/m<sup>2</sup> (53 lb bond)
- 9 Two 500-sheet input trays for a 1,100-sheet total input capacity
- 10 HP Jetdirect 10/100/1000Base-TX Ethernet embedded print server
- 11 Slot for a cable-type security lock
- 12 HP High Performance Secure Hard Disk
- 13 512 MB total memory and an 800 MHz processor quickly handle complex print jobs
- 14 Hi-Speed USB 2.0 port



## Series at a glance



Part number	CE994A	CE995A	CE996A
<b>Print speeds</b>	Up to 60 ppm A4 (Up to 62 ppm letter)	Up to 60 ppm A4 (Up to 62 ppm letter)	Up to 60 ppm A4 (Up to 62 ppm letter)
<b>Control panel</b>	4-line colour display, 10 key pad	4-line colour display, 10 key pad	4-line colour display, 10 key pad
<b>Hardware Integration Pocket</b>	✓	✓	✓
<b>100-sheet multipurpose tray 1</b>	✓	✓	✓
<b>500-sheet tray 2</b>	✓	✓	✓
<b>500-sheet tray 3</b>	Optional	Optional	✓
<b>500-sheet output bin</b>	✓	✓	✓
<b>Automatic two-sided printing unit</b>	Optional	✓	✓
<b>Toner cartridges supported</b>	Regular (~10,000 pages) and high-capacity (~24,000 pages) <sup>4</sup>	Regular and high-capacity	Regular and high-capacity
<b>HP High Performance Secure Hard Disk</b>	Not available	Not available	✓
<b>ENERGY STAR® qualified</b>		✓	✓

## Top features

The HP LaserJet Enterprise 600 M601, M602, and M603 printer series are HP's ultimate high-use workgroup printers, delivering advances in productivity, manageability, and security. The printers' top features are highlighted below. For a more in-depth look at these features and their benefits, see the pages that follow.



Automatic two-sided printing

### Heavy-duty reliability and flexible configuration

Boost productivity with print speeds up to 62 ppm.<sup>2,5</sup> Produce documents on a variety of media, including letterhead, envelopes, labels, cardstock, and transparencies.

Up to two 500-sheet paper trays and automatic two-sided printing means less paper lying around and fewer trips to reload.<sup>2</sup> Plus, a 100-sheet multipurpose tray adds versatility. Increase capacity to up to 3,600 sheets with optional media accessories.

Monitor jobs and settings, using the 4-line colour control panel. A 10-key pad lets users enter a personal identification number (PIN) to retrieve documents, adding security.<sup>2</sup> Use the front facing, walk-up USB port to print from flash drives.

One-door access makes it easy to replace Original HP LaserJet all-in-one toner cartridges. The updated design delivers clean, quiet performance for distraction-free printing.



Auto-On/Auto-Off Technology

### Outstanding energy and paper savings

Cut energy use as much as 45% compared to a majority of competing laser printers.<sup>6</sup> Save even more power with HP Auto-On/Auto-Off Technology, which turns the printer on when you need it and off when you don't,<sup>7</sup> and Instant-on Technology, which speeds warm-up and cool-down times.<sup>8</sup>

Shrink your carbon footprint—track usage data in real time and apply custom energy-saving options, using the HP EcoSMART Console.<sup>9</sup> An embedded web server helps you control device settings to cut costs, reduce impact, and set policies on all managed printers.

Automatic two-sided printing saves up to 50% on paper and helps reduce office clutter.<sup>2</sup>

Pre-installed Original HP LaserJet toner cartridges help you get up and running right away, with less packaging waste. Recycling is easy and free through HP Planet Partners.<sup>10</sup>



HP Web Jetadmin

### Secure printing with minimal intervention

Build a more secure printing environment. The HP High Performance Secure Hard Disk installed on the M603xh model protects information stored for printing.<sup>11</sup>

Enhance security on all networked devices. The IPv6 protocol and IPsec security let you expand your network while keeping data safe. Protect sensitive files with the HP Universal Print Driver's Secure Encrypted Print feature, then require a PIN for secure retrieval.

Take control of printing practices and enforce security policies, using HP Access Control.<sup>12</sup> Command your printing environment and slash costs, with HP Web Jetadmin. Use the HP Universal Print Driver to easily update the entire managed printing environment. And HP EcoSMART Fleet can help you make and manage environmental goals.<sup>13</sup>



HP Mobile Printing

### Innovative extensibility to meet your needs

Update, manage, and extend printer capabilities, using HP FutureSmart Firmware. Innovative extensibility simplifies the process of deploying customized HP and third-party workflow and document management solutions.

Let HP ePrint revolutionize the way you think about printing.<sup>14</sup> Print from your smartphone to any registered printer on your network with a few clicks.

Enhance functionality with a range of HP and key partner solutions. Use the hardware integration pocket to integrate secure access solutions.<sup>2,3</sup>

## Heavy-duty reliability and flexible configuration

Keep your workflow moving with fast output and precision paper handling. High-capacity paper trays, plus options to add more, give you a maximum input capacity of up to 3,600 sheets. Customize the printers with the output accessories you need to keep your busy office working smoothly. Manage print jobs from the colour control panel, and print directly from a flash drive. Pre-installed cartridges get you up and running in no time.



Instant-on Technology

### Boost productivity with rapid speeds and superior results

Get documents fast with print speeds up to 60 ppm A4 (62 ppm letter)<sup>5</sup> and first page out speeds as fast as 8.5 seconds from ready (letter/A4).<sup>2</sup> Instant on Technology enables print jobs to begin quickly from low power mode. With 512 MB of memory, an 800 MHz processor, and 4 GB solid state memory, the printers handle complex jobs quickly.

The printers are designed together with Original HP toner cartridges and HP papers to automatically produce the best possible black-and-white output for all your printed documents. Get consistently professional output with a choice of HP FastRes 1200 for speedy day to day printing or HP ProRes 1200 for true 1200 by 1200 dpi for those critical jobs where only the best will do. Produce documents on a variety of media, including letterhead, envelopes, labels, cardstock, and transparencies.

### Meet high-volume demands

A standard input capacity of up to 600 sheets (1,100 sheets on the M602x and the M603xh models)—with a maximum input capacity of up to 3,600 sheets—meets the needs of your high-volume imaging and printing environment and handles large jobs efficiently. With the option to load paper in volume or use each tray for a different paper type, you won't need to reload paper as frequently.

- The multipurpose tray supports heavy custom media up to 200 g/m<sup>2</sup> (53 lb bond) and all trays are adjustable to provide exceptional flexibility.
- Print two-sided documents with automatic two-sided printing.<sup>2</sup> Routinely printing documents on both sides virtually doubles the printers' input capacity and makes paperwork more manageable, freeing up space in your files and on your desk. Produce professional-looking documents on demand, without standing by the devices and handling every page.
- Expand your media options. Add up to four additional media trays and increase capacity to up to 3,600 sheets—or add the optional 75-sheet envelope feeder or custom media cassette to meet your needs. Print on a broad range of media sizes, including A4, letter, legal, and more. For ordering information, see "Ordering information" on [page 17](#).

### Expand your output options

The HP LaserJet Enterprise 600 M601, M602, and M603 printer series come standard with a 500-sheet output bin. To meet your unique business needs, HP offers a variety of optional output accessories:

- The 500-sheet 5-bin mailbox sorts, collates, and stacks documents, facilitating complex document jobs for your busy office.
- With the 500-sheet stacker, you can accommodate multiple users with automatic sorting.
- The 500-sheet stapler/stacker helps you print professional, finished reports or presentations quickly and effortlessly.
- An optional printer stand on wheels allows you to easily move the printers to the spot that's most convenient.

For more information, see "Ordering information" on [page 17](#).



Up to 3,600 sheets  
maximum input capacity







Easy-access USB

### **Simplify printer interaction**

It's a snap to manage print jobs and supplies. A convenient walk-up USB port lets users print directly from flash drives. The printers' updated design delivers clean, quiet performance for distraction-free printing.

### **Intuitive control panel**

The colour control panel displays up to four lines of text and animated graphics simultaneously and provides complete, timely information about the printers and print jobs.

Innovative Show-Me-How features radically simplify configuration, troubleshooting, and maintenance. Graphics illustrate paper jam locations and print cartridge and job status. Menus give you access to printer functions and detailed information. The message and prompt areas alert you to the states of the printers and tell you what action, if any, is required.

Get one-button access to stored documents—the Folder button and numeric 10-key pad allow users to easily enter their PIN and retrieve a list of secure stored jobs.<sup>2</sup> For details, see “Keep sensitive documents secure” on [page 9](#).

### **Efficient supplies management**

Cartridges are shipped preinstalled in the printers. Choose high-capacity Original HP toner cartridges for frequent printing and replace them less often.<sup>2,15</sup> The print cartridge, toner, and imaging drum are integrated into one supply, which means that you refresh the imaging systems every time you insert new cartridges.

- HP Smart printing technology is activated every time you install an Original HP toner cartridge. The HP toner cartridge, printer, and software are designed to work together to enable easy, high quality laser printing, and allow you to monitor your current supplies, order new supplies online, and print successfully every time.
- One-door access makes it easy to replace toner cartridges. Clearly labeled parts, easy-to-understand instructions, and cartridge status information from the control panel or HP device management tools make supplies management and troubleshooting easy for all users.

### **Enjoy maximum productivity with legendary HP reliability**

With a duty cycle of up to 275,000 pages,<sup>2</sup> these printers are built to stand up to the demands of today's fast paced business environment and keep intervention rates low.

Prior to their introduction, new HP LaserJet devices undergo rigorous HP testing to ensure that they provide consistent, high-quality output. Tests are performed with a large sample of devices through each step of the design process, to be certain that devices measure up to HP standards. The result is solid, reliable products that produce consistent, excellent output quality over the life of the devices and their supplies.

The printers come with a standard one-year, limited warranty. Additional warranty and service extension options are available.

### **Relax with support services from HP**

What if you could rest assured that your entire imaging and printing network was producing the highest quality results—reliably, consistently, and without interruption? What if you could do this without breaking your budget? And what if you could count on one of the most trusted names in information technology for ongoing support? Now you can.

HP Care Pack services are designed with all of these needs in mind. HP Care Pack services provide an easy to buy, easy-to-use portfolio of packaged services that expand and enhance the warranty coverage on your printer—at a price you can afford. In many cases, the cost of a 3-year Next Day Onsite Care Pack service is less than the cost of a single out-of-warranty repair. We deliver proven expertise to provide you with everything from supplemental service to a virtual IT staff. For more details on service and maintenance offerings, please visit [hp.com/go/printservices](http://hp.com/go/printservices).



HP Smart Printing



HP Care Pack

## Outstanding energy and paper savings

Take the lead in meeting business-wide conservation goals, with energy-saving features from HP. The HP LaserJet Enterprise 600 M601, M602, and M603 printer series allow you to set and adjust printing policies based on a workgroup's real-time usage. Save paper with automatic two-sided printing,<sup>2</sup> and consume less energy.



### Control energy use with conservation features

These printer are Blue Angel compliant and ENERGY STAR<sup>®</sup> qualified. Blue Angel is a German eco-label based on criteria in product design, energy consumption, chemical emissions, noise, recyclable design and take-back programs.

These ENERGY STAR<sup>®</sup> qualified printers<sup>2</sup> help you cut energy use as much as 45% compared to a majority of competing laser printers.<sup>6</sup> Save even more power with HP Auto-On/ Auto Off Technology, which turns the printers on when you need them and off when you don't,<sup>7</sup> and Instant-on Technology, which speeds warm-up and cool-down times.<sup>8</sup> In addition to helping you conserve energy and reduce your environmental impact, these extra seconds can deliver significant real-world performance advantages over time, helping users get more done.

### Shrink your carbon footprint

Reduce costs and save energy and paper while delivering outstanding business results with the new HP EcoSMART Console.<sup>9</sup> Accessed through the HP LaserJet Enterprise 600 M601, M602, and M603 printer series' embedded web server, HP EcoSMART Console lets you draw on real-time data to make key decisions about reducing your environmental impact. Easily control sleep and wake modes, set paper policies, and link to energy and carbon footprint information to create a customized energy experience that's just right for you and your business.



HP Planet Partners

### Trim paper use and reduce waste

Help your entire workgroup use less paper and prevent waste. Automatic two-sided printing saves up to 50% on paper and helps reduce office clutter.<sup>2</sup> Quickly and easily push automatic two-sided printing to your entire fleet using HP Web Jetadmin.

Reduce packaging waste with pre-installed Original HP LaserJet toner cartridges—fewer boxes, wrappers, and manuals. Plus, it's easy and free to recycle your toner cartridges with the HP Planet Partners program, available in more than 50 countries and territories around the world. All Original HP toner cartridges returned to HP through Planet Partners are recycled to recover raw materials or energy—HP never refills, resells, or sends these toner cartridges to a landfill.<sup>10</sup> For more information, visit [hp.com/recycle](http://hp.com/recycle).

## Eco highlights

### HP LaserJet Enterprise 600 M601-603 printer series

#### Eco information

- Save energy—HP Auto On/Auto Off Technology turns your printer on when you need it and off when you don't<sup>7</sup>
- Save paper by up to 50% with automatic two-sided printing<sup>2</sup>
- Free, convenient cartridge recycling in more than 50 countries<sup>10</sup>



ENERGY STAR<sup>®</sup> Qualified Product<sup>2</sup>

[hp.com/ecosolutions](http://hp.com/ecosolutions)

Please recycle your computing hardware and printing supplies.

HP asset management and recycling services make responsible disposal easy.

## Secure printing with minimal intervention

Lead your business to a more responsible approach to printing and handling sensitive data. HP technology helps you enforce policies, enhance security, and give your workgroup the tools to support larger business initiatives.



### Keep sensitive documents secure

Don't let your documents fall into the wrong hands. With user authentication and a secure hard disk, you can protect your confidential information without obstructing normal document workflow.<sup>2</sup> The HP LaserJet Enterprise 600 M602 and M603 printer series allow users to set a PIN that must be entered to retrieve print jobs, and the M603xh model uses the pre-installed HP High Performance Secure Hard Disk to protect sensitive data.

HP knows the importance of keeping your confidential data protected and offers security features at every stage in the workflow:

- **HP and third-party pull printing**—Have documents held and released only to the person who printed them. HP Pull Printing Solutions help protect sensitive data by requiring authentication at the device, and give users the flexibility of authenticating at multiple devices.<sup>16</sup> Here's how it works:

1. The user sends the print job to a generic queue on the server.
2. The server holds the job, pending authentication.
3. The user authenticates at the device (via the control panel or optional swipe cards or biometric devices).
4. The printer pulls the job from the server and delivers it to the user.

At HP, we understand that pull printing needs vary by organization. That's why we offer products, software, services, and solutions—including third-party solutions from leading providers—to address your specific security challenges. The Hardware Integration Pocket on the M602 and M603 printer series' control panel enables advanced security options.

- **Job retention features**—The HP High Performance Secure Hard Disk installed on the M603xh model protects information stored for printing.<sup>11</sup> The data remains encrypted even if someone removes the hard drive, for an extra measure of security. Keep private documents confidential, proof a document before releasing the remaining copies, and store frequently printed jobs at the printer for easy retrieval. Three job retention features are included: Private/Secure Printing, Proof and Hold, and Stored Job.



### Built-in security features

#### Private/Secure Printing

Protect confidential documents with the Private/Secure Printing feature. This feature lets you specify that a job will not be printed until you release it using a 4-digit Personal Identification Number (PIN) through the device control panel. When you enter the PIN in the driver, it is sent to the printer as part of the print job.

For added security, choose end-to-end Secure Encrypted Print. HP UPD v5.3.1 is the first fleet driver to provide true symmetric AES256 print job encryption and decryption from the client to the page based on a user defined password<sup>17</sup> using a FIPS 140 validated cryptographic module from Microsoft®. Both the key and the job are stored encrypted on the printer with HP FutureSmart until they are released by the user.

#### Proof and Hold

Provides a quick and easy way to print one copy and proof it before printing the remaining copies. You can either continue printing the remaining copies, which have been saved at the printer, or cancel them from the printer control panel. After the additional copies are printed, the Proof and Hold job is deleted from the printer. This reduces network traffic, paper waste, and supplies costs.

#### Stored Job

Allows you to download a print job to the printer without printing it. You can then print the job at any time from the printer's control panel. For example, you may want to download a personnel form, calendar, time sheet, or accounting form that other users can access and print.

- **Data protection**—Network-transmitted data can be protected with IPsec, which allows you to encrypt data that travels to the printer (provided you have configured each network resource to use IPsec). Print jobs can also be encrypted using Internet Printing Protocol (IPP) over SSL/TLS.
- **IPv6 support**—Keep data safe while benefitting from an expanded number of IP addresses on your network.
- **Management safeguards**—Device management data that travels over the network between the printers and the HP Embedded Web Server or HP Web Jetadmin can also be encrypted.
- **Password protection**—Stored passwords are encrypted to help ensure protection of this critical information.
- **Hard disk encryption**—Secure your business-critical data with the HP High Performance Secure Hard Disk. Once configured, the hard disk automatically encrypts stored job information (available on the M603xh).
- **Secure erase**—The printer provides built-in capabilities for securely deleting data stored on it, allowing sensitive data to be safely removed. HP offers multiple mechanisms to erase stored data, including erase functionality that conforms to U.S. National Institute of Science and Technology (NIST) overwrite algorithm specifications.
- **Access port for optional Kensington-style lock**—Physically secure the printers from theft. The security access port lets you attach an optional cable-type security lock.
- **Security policy management**—The HP Imaging and Printing Security Center helps you define and manage security policies across your business, monitor printer compliance, and update all managed printers when policies change. This tool is available via HP Assessment Services. For more information, see [hp.com/go/secureprinting](http://hp.com/go/secureprinting).
- **Third party validation and best practices:**
  - **U.S. and Canadian Cryptographic Module Validation Program (CMVP)** validates cryptographic modules to U.S. Federal Information Processing Standards (FIPS)140. Hewlett Packard provides solutions that align with this standard in its HP UPD 5.3 Secure Encrypted Print and HP High Performance Secure Hard Disk solutions (available on the M603xh US government sku). For more information, see [csrc.nist.gov/groups/STM/cmvp/index.html](http://csrc.nist.gov/groups/STM/cmvp/index.html).
  - **HP Security Best Practices.** Since 2005, Hewlett Packard has published security best practice checklists for networked environments common to enterprises and small to medium businesses. HP recommends that customers incorporate recommended security configurations in their environments. [h71028.www7.hp.com/enterprise/downloads/HP-Imaging10.pdf](http://h71028.www7.hp.com/enterprise/downloads/HP-Imaging10.pdf).

#### **Take control of printing practices**

With HP Access Control, you can apply custom rules to printing and imaging devices, and create a more secure printing environment via pull-printing and other solutions.<sup>12</sup> Track resource use, prevent waste from unclaimed documents, and offer multiple authentication options. To learn more about the ways HP Access Control can boost efficiency, add security, and save time and money, visit [hp.com/go/gsc](http://hp.com/go/gsc).

#### **Monitor and manage your networked devices**

HP gives you the industry-leading manageability tools you need to print responsibly. Command your printing environment and slash costs, with HP Web Jetadmin. Use the HP Universal Print Driver to easily update the entire managed printing environment. And add HP EcoSMART Fleet to make and manage environmental goals.



HP Web Jetadmin

### **Optimize your imaging and printing fleet**

The HP LaserJet Enterprise 600 M601, M602, and M603 printer series are supported by HP Web Jetadmin, the most comprehensive fleet management tool among tested competitors.<sup>18</sup> This single solution allows you to efficiently manage a wide variety of networked and PC-connected devices, including printers, multifunction products, and scanners. Remotely install, configure, troubleshoot, secure, and manage your devices—ultimately increasing business productivity by helping you save time, control costs, protect your assets, and provide a better return on your investment. HP Web Jetadmin enables you to:

- Gain a clear picture of how many and what kind of devices you have.
- Get visibility into your supplies usage, so you can make smarter purchasing decisions, reduce spending, and even track and allocate printing costs to individual departments or users.
- Simplify, and in many cases, automate routine tasks. For example, you can apply fleet-wide policies to automatically configure new devices with the right printing and security settings when they're added to your network.
- Give your help desk staff the tools they need, such as automatic alerts, to resolve problems quickly, and often proactively, before a call is even received.
- Ensure that your devices are up-to-date with the latest firmware and are properly configured (especially important for organizations that need to meet regulatory requirements).
- Use robust tracking and reporting tools to help you make better decisions about how your devices are deployed across your organization, so you can make the most of your IT investments.
- Implement controls to prevent unnecessary colour printing, while preserving access for those who truly need it, such as your marketing department.
- Take advantage of additional options, like the HP Database Connectivity Module, or HP EcoSMART Fleet,<sup>13</sup> which works together with Web Jetadmin to help you establish and achieve environmental goals.
- Get the ultimate in investment protection with HP Web Jetadmin Premium Support. This expanded service option gives your staff access to HP's dedicated software support engineers, who provide advice, usage recommendations, problem diagnosis, and more.

HP Web Jetadmin can benefit IT-managed print environments of all sizes, from large enterprises managing thousands of devices to small businesses with just a handful. For more information about how you can efficiently manage your entire imaging and printing fleet with HP Web Jetadmin—or to download this free software tool—visit [hp.com/go/wja](http://hp.com/go/wja).

### **Unlock the power of print with a versatile fleet driver solution**

The HP Universal Print Driver (UPD) enables both mobile Microsoft PC users and traditional desktop users to self-sufficiently access the full features of nearly every HP device in your managed printing environment. With the HP LaserJet Enterprise 600 M601, M602, and M603 printer series, the HP UPD v5.3.1 now supports secure, end-to-end encrypted printing, so you can empower users to keep sensitive information private.

Eliminate the clutter on your computer by replacing multiple print drivers with one versatile solution. Empower IT by dramatically reducing the number of drivers they have to manage—and by giving them the tools they need to improve efficiency. With the HP UPD, your IT team can easily adjust device settings to reduce printing costs, improve security, and meet environmental goals. For example, it's simple to push two-sided printing or quicker sleep times across the fleet. Plus, the valuable tools in the HP UPD Printer Administrator's Resource Kit help you save time and money by streamlining IT tasks, implementing printing policies, and monitoring usage across the enterprise. You can also use the HP UPD in tandem with HP Web Jetadmin to create fleet-wide managed printer lists, reports, and more.

You can download this valuable fleet driver solution and the tools in the Printer Administrator's Resource Kit for free. For more information about how the HP Universal Print Driver can help you protect your imaging and printing investment, simplify management, and boost productivity, visit [hp.com/go/upd](http://hp.com/go/upd).

### Establish and achieve environmental goals

Leveraging your HP Web Jetadmin fleet management software, HP EcoSMART Fleet offers powerful enterprise environmental assessment, management, and reporting for your HP imaging and printing devices.<sup>13</sup> From one intuitive, easy-to-use interface, you can see your energy and resource use and how to adjust your habits and settings to do what’s right for the environment and your business.



HP EcoSMART Fleet works with HP Web Jetadmin to give you the information you need to effectively monitor, manage, and control the environmental impact of your fleet. Use real-time data collection to run scenarios to study—and capitalize on—the functions within your printing devices that control energy, carbon footprint, and paper savings. Run straightforward reports for forecasting and detailing environmental improvements and efficiencies to meet and monitor environmental goals.



HP SureSupply

### Conveniently and easily order supplies over the Internet

Enabled by HP Smart printing technology, HP SureSupply<sup>19</sup> helps you track and manage supplies usage, and provides alerts through HP device management tools when supplies should be replaced. With just a few clicks, access cartridge information, pricing, and purchasing options that best meet your needs—either from the reseller of your choice or directly from HP.

## Innovative extensibility to meet your needs

Extend your printers' capabilities to keep pace with your growing business. Integrated support for optional HP and partner solutions let you do more than ever before with your printers, with minimal disruption.<sup>3</sup> And now, you can print wherever business takes you—HP ePrint brings you a host of mobile and direct printing options.<sup>14</sup>



Remote Printer Management

### Protect your investment

HP FutureSmart firmware makes updating, managing, and extending the capabilities of the HP LaserJet Enterprise 600 M601, M602, and M603 printer series easier and more consistent. HP FutureSmart is HP's new firmware platform for enterprise printers, scanners, and MFPs. It is the "brain" that controls the HP LaserJet Enterprise 600 M601, M602, and M603 printer series and enables many of their new and exciting features, such as user authentication and encrypted data communication. Designed to adapt to evolving technologies, HP FutureSmart ensures that devices remain viable for years to come—and it provides consistency for IT and end users across all supported devices. HP FutureSmart delivers value by helping to protect your imaging and printing investments and by enabling easy management.

### HP FutureSmart lets you:

- Quickly manage firmware updates for these devices because a single firmware codebase simplifies and reduces time testing and updating firmware across the HP FutureSmart fleet.
- Streamline the way your business handles print jobs. An advanced job queue makes it easy to access and control print jobs in the queue.
- Help secure your devices and business processes. Set up user profiles and permissions to control access to device functions and capabilities.
- Reduce the time and cost to train new users. A consistent user interface and menu design across all HP FutureSmart devices, including the HP LaserJet Enterprise 600 M601, M602, and M603 printer series, makes the user experience intuitive and familiar.

### Print from virtually anywhere

HP ePrint<sup>14</sup> lets you print directly to your HP LaserJet Enterprise 600 M601, M602, and M603 printer series, using a smartphone, notebook, or other mobile device. HP ePrint works by assigning an email address to your printer—so you, your clients, or your mobile workers can easily print from any device capable of sending email—no print driver required.



HP ePrint

Larger documents, presentations, and PDF files can be difficult to read on small, handheld device screens, but now you can easily print these documents from your mobile device to read or take with you. Whether you need to securely print sensitive corporate documents, take an emailed attachment with you on a business trip, or print photos from a visit to a work site, count on HP ePrint to make it simple to print from your mobile device.

When you first enable ePrint, the printer is in unlocked mode. In unlocked mode, anyone who knows your printer's email address can print to it using the ePrint service. At ePrintCenter, you can lock your printer and restrict printing to specific email addresses for added security. For more information about how simple and secure mobile printing can be, visit [hp.com/go/ePrintCenter](http://hp.com/go/ePrintCenter).

### Do more with your investment

Enhance the functionality of your printers and meet changing business needs with a range of HP and key partner solutions.

#### Optional HP Certified Partner solutions

With the HP Solutions Business Partners program, you can tap into HP certified solutions from industry-leading partners. Monitor and optimize printer capabilities, control access to devices, transform the functionality of your printers, and much more. HP works with solution partners to address key areas of business concern, so that you can meet changing business needs. To learn more about available infrastructure, management, and workflow solutions, visit [hp.com/go/gsc](http://hp.com/go/gsc).

Maximize the return on your hardware investment by integrating optional solutions via the Hardware Integration Pocket (HIP)—such as access control with a proximity badge reader.<sup>2, 3</sup>

#### Optional wireless connectivity

Print from anywhere in your office with an optional HP Jetdirect wireless print server. For more details, see "Ordering information" on [page 17](#).

## Technical specifications

	HP LaserJet Enterprise 600 M601 printer series	HP LaserJet Enterprise 600 M602 printer series	HP LaserJet Enterprise 600 M603 printer series
<b>Print speed<sup>5</sup></b>	Up to 43 ppm A4 (up to 45 ppm letter)	Up to 50 ppm A4 (up to 52 ppm letter)	Up to 60 ppm A4 (up to 62 ppm letter)
<b>First page out</b>	Print: as fast as 8.5 seconds from ready (letter/A4)	Print: as fast as 8.5 seconds from ready (letter/A4)	Print: as fast as 8.5 seconds from ready (letter/A4)
<b>Print resolution</b>	Up to 1200 x 1200 dpi; Technologies: HP REt, HP FastRes 1200, HP ProRes 1200, 600 dpi, 300 dpi		
<b>Control panel</b>	2.29 x 5.33 cm 4-line colour LCD display, LED indicator lights (Ready, Data, Attention), buttons (Information, Stop/Cancel, OK, Home, Folder, Left Arrow, Back Arrow)	2.29 x 5.33 cm 4-line colour LCD display, LED indicator lights (Ready, Data, Attention), buttons (Information, Stop/Cancel, OK, Home, Folder, Left Arrow, Back Arrow), 10 numeric keys	
<b>Processor</b>	800 MHz		
<b>Memory</b>	512 MB RAM (upgradable to 1 GB)		
<b>Hard disk</b>	HP High Performance Secure Hard Disk (M603xh model only)		
<b>Durability ratings</b>	<b>Recommended monthly volume:</b> <sup>20</sup> 3,000 to 12,000 <b>Duty cycle:</b> up to 175,000 pages (letter/A4)	<b>Recommended monthly volume:</b> 3,000 to 15,000 <b>Duty cycle:</b> up to 225,000 pages (letter/A4)	<b>Recommended monthly volume:</b> 5,000 to 20,000 <b>Duty cycle:</b> up to 275,000 pages (letter/A4)
<b>Paper</b>			
<b>Input</b>	100-sheet multipurpose tray 1, 500 sheet tray 2 <b>M601m:</b> 500-sheet 5-bin Mailbox	<b>M602n, M602dn:</b> 100-sheet multipurpose tray 1, 500 sheet tray 2 <b>M602m:</b> 100-sheet multipurpose tray 1, 500 sheet tray 2, 500-sheet 5-bin Mailbox <b>M602x:</b> 100-sheet multipurpose tray 1, 500 sheet tray 2, 500-sheet tray 3	<b>M603n, M603dn:</b> 100-sheet multipurpose tray 1, 500 sheet tray 2 <b>M603xh:</b> 100-sheet multipurpose tray 1, 500 sheet tray 2, 500-sheet tray 3
<b>Output</b>	Up to 600 sheets (500 in the face down bin, 100 in rear face up door)		
<b>Two-sided printing</b>	<b>M601n:</b> Manual <b>M601dn, M601m:</b> Automatic	<b>M602n:</b> Manual <b>M602dn, M602m, M602x:</b> Automatic	<b>M603n:</b> Manual <b>M603dn, M603xh:</b> Automatic
<b>Sizes</b>	<b>Multipurpose tray:</b> 76 x 127 mm (3 x 5 in) to 216 x 356 mm (8.5 x 14 in); A4, A5, A6, B5 (JIS), B6 (JIS), 16K, executive (JIS), RA4, 10 x 15 cm; letter, legal, executive, statement, 3 x 5 in, 4 x 6 in, 5 x 7 in, 5 x 8 in, 8.5 x 13 in, US postcard; envelopes (DL ISO, C5 ISO, C6 ISO, B5 ISO, No. 9, No. 10, Monarch); <b>500-sheet input trays:</b> 148 x 210 mm (5.8 x 8.3 in) to 216 x 356 mm (8.5 x 14 in); A4, A5, RA4, B5 (JIS), 16K, executive (JIS); letter, legal, 8.5 x 13 in, executive; <b>Automatic two-sided printing:</b> 148 x 210 mm (5.8 x 8.3 in) to 216 x 356 mm (8.5 x 14 in); A4, A5, B5 (JIS); letter, legal, executive, 8.5 x 13 in; <b>Optional Custom Media Cassette:</b> 102 x 148 (4.02 x 5.83 in) to 170 x 282 mm (6.69 x 11.10 in)		
<b>Weights</b>	<b>Multipurpose tray:</b> 60 to 200 g/m <sup>2</sup> (16 to 53 lb); 500-sheet input trays, automatic two-sided printing: 60 to 120 g/m <sup>2</sup> (16 to 32 lb); <b>Optional envelope feeder:</b> 75 to 105 g/m <sup>2</sup> (20 to 28 lb)		
<b>Types</b>	Paper (bond, colour, letterhead, plain, preprinted, prepunched, recycled, rough, light), envelopes, labels, cardstock, transparencies, shelf edge labels, user-defined		
<b>Interfaces</b>	1 Hi-Speed USB 2.0, 1 Gigabit Ethernet, 2 external host USB (1 walk-up and 1 external accessible), 2 internal host USB 2.0-like ports (for 3rd party connection)	1 Hi-Speed USB 2.0, 1 Gigabit Ethernet, 2 external host USB (1 walk-up and 1 external accessible), 2 internal host USB 2.0-like ports (for 3rd party connection), 1 Hi-Speed USB 2.0 HIP (for 3rd party connection)	
<b>Network capabilities</b>	Via HP Jetdirect 10/100/1000Base-TX Ethernet embedded print server; 802.3az (EEE); IPsec		
<b>Languages</b>	HP PCL 6, HP PCL 5e (HP PCL 5e driver available from the Web only), HP Postscript level 3 emulation, native PDF printing (v 1.4)		



	HP LaserJet Enterprise 600 M601 printer series	HP LaserJet Enterprise 600 M602 printer series	HP LaserJet Enterprise 600 M603 printer series
<b>Fonts</b>	105 internal TrueType fonts scalable in HP PCL, 92 internal scalable fonts in HP postscript Level 3 emulation (Euro symbol built-in); 1 internal Unicode Fonts (Andale Mono WorldType); 2 Internal Windows Vista 8 Fonts (Calibri, Cambria); additional font solutions available via third-party flash memory cards; HP LaserJet Fonts and IPDS Emulation available at <a href="http://hp.com/go/laserjetfonts">hp.com/go/laserjetfonts</a>		
<b>Supported operating systems</b>	Microsoft Windows 7, Windows Vista, Windows XP (SP2 or higher), Windows Server 2008 (32-bit and 64-bit) and 2008 R2 Edition (64-bit only), Windows Server 2003 (SP1 or higher); Mac OS X v 10.5 and 10.6; For latest support: Citrix and Windows Terminal Services (see <a href="http://hp.com/go/upd">hp.com/go/upd</a> then Documentation tab, then open the System Administrator's Guide); Novell (see <a href="http://novell.com/iprint">novell.com/iprint</a> for latest support); Linux (see <a href="http://hplip.net">hplip.net</a> ); UNIX® (see <a href="http://hp.com/go/unix">hp.com/go/unix</a> , <a href="http://hp.com/go/unixmodelscripts">hp.com/go/unixmodelscripts</a> , and <a href="http://hp.com/go/jetdirectunix_software">hp.com/go/jetdirectunix_software</a> ); SAP device types (see <a href="http://hp.com/go/sap/drivers">hp.com/go/sap/drivers</a> and <a href="http://hp.com/go/sap/print">hp.com/go/sap/print</a> )		
<b>Network protocols</b>	<b>IPv4/IPv6:</b> Apple Bonjour compatible (Mac OS 10.2.4 or higher), SNMPv1/v2c/v3, HTTP, HTTPS, FTP, TFTP, Port 9100, LPD, WS Discovery, IPP, Secure-IPP, IPsec/Firewall; <b>IPv6:</b> DHCPv6, MLDv1, ICMPv6; <b>IPv4:</b> Auto-IP, SLP, Telnet, IGMPv2, BOOTP/DHCP, WINS, IP Direct Mode, WS Print; <b>Other:</b> NetWare NDS, Bindery, NDPS, ePrint		
<b>Security</b>	<b>Management security:</b> SNMPv3, SSL/TLS, 802.1X authentication (EAP- PEAP, EAP-TLS), IPP over TLS, IPsec/Firewall with certificate, Pre-Shared Key authentication, and Kerberos authentication; Support for WJA 10 IPsec configuration using IPsec Plug-in		
<b>System requirements, Windows</b>	Windows 7, Windows Vista, Windows XP (SP2 or higher), Windows Server 2003 (SP1 or higher), Windows Server 2008, Windows Server 2008 R2; operating system compatible hardware system requirements, see <a href="http://microsoft.com">microsoft.com</a> ; 200 MB available hard disk space		
<b>System requirements, Macintosh</b>	Mac OS X v10.5, 10.6; operating system compatible hardware system requirements, see: <a href="http://apple.com">apple.com</a> ; 150 MB available hard disk space		
<b>Dimensions (width x depth x height)</b>	<b>M601n:</b> 415 x 428 x 398 mm (16.3 x 16.9 x 15.7 in); <b>M601dn:</b> 415 x 508 x 398 mm (16.3 x 20 x 15.7 in); <b>M601m:</b> 415 x 508 x 969 16.3 x 20 x 38.15 in)	<b>M602n:</b> 415 x 428 x 398 mm (16.3 x 16.9 x 15.7 in); <b>M602dn:</b> 415 x 508 x 398 mm (16.3 x 20 x 15.7 in); <b>M602x:</b> 415 x 508 x 513 mm (16.3 x 20 x 20.2 in); <b>M602m:</b> 415 x 508 x 969 (16.3 x 20 x 38.15 in)	<b>M603n:</b> 415 x 428 x 398 mm (16.3 x 16.9 x 15.7 in); <b>M603dn:</b> 415 x 508 x 398 mm (16.3 x 20 x 15.7 in); <b>M603xh:</b> 415 x 508 x 513 mm (16.3 x 20 x 20.2 in)
<b>Weight (includes toner cartridge)</b>	<b>M601n:</b> 23.7 kg (52.1 lb) <b>M601dn:</b> 26.3 kg (57.8 lb) <b>M601m:</b> 33.01 kg (72.77 lb)	<b>M602n:</b> 23.7 kg (52.1 lb) <b>M602dn:</b> 26.3 kg (57.8 lb) <b>M602x:</b> 32.8 kg (72.1 lb) <b>M602m:</b> 33.01 kg (72.77 lb)	<b>M603n:</b> 23.7 kg (52.1 lb) <b>M603dn:</b> 26.3 kg (57.8 lb) <b>M603xh:</b> 32.8 kg (72.1 lb)
<b>What's in the box</b>	Printer, right angled power cord, software and documentation on CD-ROM, print cartridge, Getting Started Guide, support flyer, ePrint flyer, Warranty Guide (where applicable) <b>M601dn, M602dn, and M603dn also include:</b> duplexer; <b>M601m and M602m also includes:</b> duplexer, 500-sheet 5-bin Mailbox; <b>M602x also includes:</b> duplexer, 500-sheet input tray; <b>M603xh also includes:</b> duplexer, 500-sheet input tray, embedded HP High Performance Secure Hard Disk		
<b>Warranty</b>	One-year, return to HP authorized service center, limited warranty; one-year free phone support, chat, and email		

## Environmental and power specifications

	HP LaserJet Enterprise 600 M601 printer series	HP LaserJet Enterprise 600 M602 printer series	HP LaserJet Enterprise 600 M603 printer series
<b>Environmental ranges</b>			
Recommended temperature	15 to 32° C (59 to 89.6° F)		
Storage temperature	-30 to 60° C (-22 to 140° F)		
Recommended relative humidity	10 to 80%		
Storage relative humidity	10 to 90%		
<b>Acoustics</b>			
Sound power emissions <sup>22</sup>	Ready: 4.3 B(A) Printing: 6.0 B(A)	Ready: 4.3 B(A) Printing: 7.0 B(A)	Ready: 4.3 B(A) Printing: 7.1 B(A)
Sound pressure (bystander position)	Ready: 30 dB(A) Printing: 56 dB(A)	Ready: 30 dB(A) Printing: 56 dB(A)	Ready: 30 dB(A) Printing: 57 dB(A)
<b>Power specifications</b>			
	ENERGY STAR qualified models, see <a href="http://hp.com/go/energystar">hp.com/go/energystar</a>		
Power supply required	110 to 127 VAC (±10%), 50/60 Hz (±3 Hz); 220 to 240 VAC (±10%), 50/60 Hz (±3 Hz)		
Power consumption	Manual Off: 0.3 watts; Auto Off: 1.0 watts; Sleep: 5.5 watts; Ready: 21 watts; Printing: 790 watts	Manual Off: 0.3 watts; Auto Off: 1.0 watts; Sleep: 5.5 watts; Ready: 21 watts; Printing: 820 watts	Manual Off: 0.3 watts; Auto Off: 1.0 watts; Sleep: 5.6 watts; Ready: 21 watts; Printing: 920 watts
Typical Electricity Consumption (TEC)	3.402 kWh/Week	3.763 kWh/Week	4.368 kWh/Week
<b>Safety approvals and requirements</b>	IEC 60950-1 (International), EN 60950-1+A11 (EU), IEC 60825-1, UL/cUL Listed (US/Canada), GS License (Europe), EN 60825-1 (Class 1 Laser/LED Device), Low Voltage Directive 2006/95/EC with CE Marking (Europe); other safety approvals as required by individual countries		
<b>Electromagnetic emission standard</b>	CISPR 22: 2005 /EN 55022: 2006 +A1 Class B, EN 61000-3-2: 2006, EN 61000-3-3:2008, EN 55024: 1998+A1+A2, FCC Title 47 CFR, Part 15 Class B (USA), ICES-003, Issue 4, (Canada), GB9254-2008, EMC Directive 2004/108/EC with CE Marking (Europe), other EMC approvals as required by individual countries		

## Ordering information

<b>Printers</b>	HP LaserJet Enterprise 600 M601n printer	CE989A
	HP LaserJet Enterprise 600 M601dn printer	CE990A
	HP LaserJet Enterprise 600 M601m printer	F3J55A
	HP LaserJet Enterprise 600 M602n printer	CE991A
	HP LaserJet Enterprise 600 M602dn printer	CE992A
	HP LaserJet Enterprise 600 M602m printer	F3J54A
	HP LaserJet Enterprise 600 M602x printer	CE993A
	HP LaserJet Enterprise 600 M603n printer	CE994A
	HP LaserJet Enterprise 600 M603dn printer	CE995A
HP LaserJet Enterprise 600 M603xh printer	CE996A	
<b>Original HP LaserJet Toner Cartridges<sup>4</sup></b>	HP LaserJet Black Print Cartridge (~10,000 pages)	CE390A
	HP LaserJet Black Print Cartridge (~24,000 pages) (high-capacity cartridge not available for M601n or M601dn models)	CE390X
<b>Supplies</b>	HP LaserJet 1000 Staple Cartridge Pack	Q3216A
	HP LaserJet Printer 110V Maintenance Kit	CF064A
	HP LaserJet Printer 220V Maintenance Kit	CF065A
<b>Accessories</b>	HP LaserJet 500-sheet Input Tray	CE998A
	HP LaserJet 1500-sheet Input Tray	CE398A
	HP LaserJet 75-sheet Envelope Feeder	CE399A
	HP LaserJet Custom Media Cassette Accessory	CB527A
	HP LaserJet Auto Duplexer	CF062A
	HP LaserJet 500-sheet 5-bin Mailbox	CE997A
	HP LaserJet 500 sheet Stacker	CE404A
	HP LaserJet 500-sheet Stapler/Stacker	CE405A
HP LaserJet Printer Stand	CB525A	
HP 512 MB 144-pin x 32 DDR2 DIMM	CE483A	
<b>Connectivity</b>	HP Jetdirect 2700w USB Wireless Print Server	J8026A
<b>HP Care Pack Services<sup>25</sup></b>	A wide variety of extended support plans are available. For details: <a href="http://hp.com/go/cpc">hp.com/go/cpc</a>	
<b>Paper</b>	North America: <a href="http://hp.com/go/paper">hp.com/go/paper</a>	
	Europe: <a href="http://hp.com/go/learnaboutsupplies">hp.com/go/learnaboutsupplies</a>	
	Asia Pacific: <a href="http://hp.com/apac/printingsupplies">hp.com/apac/printingsupplies</a>	
	Latin America: contact HP via phone:	
	USA: 1-800-477-5010, Europe: +800 7644 7644, Asia: 65-6253-8500 Australia/New Zealand: 61-2997-2299LAR, Brasil: sac 0800 70 300 70	
<b>Software</b>	HP Web Jetadmin: <a href="http://hp.com/go/wja">hp.com/go/wja</a>	
	HP Universal Print Driver: <a href="http://hp.com/go/upd">hp.com/go/upd</a>	
	HP Install Network Printer Wizard: <a href="http://hp.com/go/inpw_sw">hp.com/go/inpw_sw</a>	
<b>Solutions</b>	HP BarCodes & More	HG281TS
	HP Scalable BarCode Font Set	HG282TT
	HP MICR Front	HG283TS

Use accessories and supplies specifically designed for the product to ensure optimal performance. To order the accessories and supplies listed here, go to [hpshopping.com](http://hpshopping.com) (U.S. only). If you don't have access to the Internet, contact your qualified HP dealer, or call HP (U.S.) at (800) 282-6672.

- <sup>1</sup> Based on energy, paper, and toner savings from regular printer usage. Results may vary.
- <sup>2</sup> Standard and optional features vary by product and model. Please see "Series at a glance" on pages 2, 3, and 4 for more information.
- <sup>3</sup> Solutions deployed through the hardware integration pocket may require additional purchase.
- <sup>4</sup> Declared yield value for black cartridge in accordance with ISO/IEC 19752. Actual yields vary considerably based on images printed and other factors. For more information, visit [hp.com/go/learnaboutsupplies](http://hp.com/go/learnaboutsupplies).
- <sup>5</sup> Measured using ISO/IEC 24734, excludes first set of test documents. For more information, see [hp.com/go/printerclaims](http://hp.com/go/printerclaims). Exact speed varies depending on the system configuration, software application, driver, and document complexity.
- <sup>6</sup> Energy data used to calculate savings based on HP testing using the ENERGY STAR® program's Typical Electricity Consumption (TEC) method vs. a majority of worldwide top-selling competitive models <\$2,299 as of March 2011 using data reported in [energystar.gov](http://energystar.gov) and [eu-energystar.org](http://eu-energystar.org) as of July 2011. Data extended to one year. Actual results may vary
- <sup>7</sup> HP Auto-On/Auto-Off capabilities subject to printer and settings. Actual power usage may vary.
- <sup>8</sup> Compared with products that use traditional fusing.
- <sup>9</sup> Expected availability late 2011. May require a firmware upgrade. Some solutions may not be available at product introduction.
- <sup>10</sup> Program availability varies. Original HP cartridge return and recycling is currently available in more than 50 countries and territories around the world through the HP Planet Partners program. For more information, or to request return envelopes and bulk collection boxes, visit [hp.com/recycle](http://hp.com/recycle).
- <sup>11</sup> The HP High Performance Secure Hard Disk is only available on the HP LaserJet Enterprise 600 M603xh printer.
- <sup>12</sup> HP Access Control is available by separate purchase only.
- <sup>13</sup> HP EcoSMART Fleet is available by separate purchase only.
- <sup>14</sup> Requires an Internet connection to the printer. Feature works with any connected Internet- and e-mail-capable device. Print times may vary. Some HP LaserJet products may require a firmware upgrade. For a list of supported documents and image types, see [hp.com/go/eprintcenter](http://hp.com/go/eprintcenter). And for additional solutions, see [hp.com/go/mobile-printing-solutions](http://hp.com/go/mobile-printing-solutions).
- <sup>15</sup> The HP LaserJet CE390X Black Toner Cartridge is not included; please purchase separately.
- <sup>16</sup> Pull-printing solutions are optional, available by separate purchase only.
- <sup>17</sup> Based on the manufacturers' published product specifications.
- <sup>18</sup> Based on the manufacturers' published product specifications and HP-commissioned April 2010 Buyer's Lab Inc. (BLI) testing of each vendor's fleet management utilities. Download HP Web Jetadmin for free at [hp.com/go/wja](http://hp.com/go/wja).
- <sup>19</sup> HP SureSupply alerts you when your toner cartridge is running low and helps you purchase online or locally through HP or a participating retailer. Only available with Original HP supplies; Internet access required.
- <sup>20</sup> HP recommends that the number of printed pages per month be within the stated range for optimum device performance, based on factors including supplies replacement intervals and device life over an extended warranty period.
- <sup>21</sup> Duty cycle is defined as the maximum number of pages per month of imaged output. This value provides a comparison of product robustness in relation to other HP LaserJet or HP Color LaserJet devices, and enables appropriate deployment of printers and MFPs to satisfy the demands of connected individuals or groups.
- <sup>22</sup> Measured according to ISO 7779 and declared in accordance with ISO 9296; values are subject to change. For current information, see [hp.com/support](http://hp.com/support). Configuration tested: HP LaserJet Enterprise 600 M602dn printing duplex mono on A4 paper.
- <sup>23</sup> Values subject to change. Power numbers are the highest values measured using all standard voltages. See [hp.com/support](http://hp.com/support) for current information.
- <sup>24</sup> The HP Jetdirect 2700w USB Wireless Print Server will be available in early 2012.
- <sup>25</sup> Service and support availability may vary by location.
- <sup>26</sup> Blue Angel certification only for M601m and M602m.

## Contact HP by country:

[http://welcome.hp.com/country/us/en/wwcontact\\_us.html](http://welcome.hp.com/country/us/en/wwcontact_us.html)

Learn more at  
[hp.com](http://hp.com)



ENERGY STAR and the ENERGY STAR mark are registered U.S. marks. Linux is a U.S. registered trademark of Linus Torvalds. Microsoft, Windows, Windows XP, and Windows Vista are U.S. registered trademarks of Microsoft Corporation. Unix is a registered trademark of The Open Group.

© Copyright 2014 Hewlett-Packard Development Company, L.P. The information contained herein is subject to change without notice. The only warranties for HP products and services are set forth in the express warranty statements accompanying such products and services. Nothing herein should be construed as constituting an additional warranty. HP shall not be liable for technical or editorial errors or omissions contained herein.

