

Solution and Feature Guide

Accelerate workflows— capture content quickly, easily, and accurately.

HP LaserJet Enterprise 500 MFP M525 series
and color MFP M575 series



Contents

Getting to know the MFPs	1
Product walk-around: HP LaserJet Enterprise 500 MFP M525dn, M525f	2
Product walk-around: HP LaserJet Enterprise 500 color MFP M575dn, M575f	3
Product walk-around: HP LaserJet Enterprise flow MFP M525c	4
Product walk-around: HP LaserJet Enterprise color flow MFP M575c	5
Series at a glance	6
Top features at a glance	7
Streamlined workflows and robust scanning	8
HP LaserJet Enterprise flow MFP M525c and color flow MFP M575c	8
HP LaserJet Enterprise 500 MFP M525 series and color MFP M575 series (all models)	9
Scanning comparison: 500 MFP M525/575 dn/f vs. flow MFP M525c/M575c	12
Productive, easy-to-use desktop MFPs	13
Top-flight manageability, security, and extensibility	17
Outstanding energy- and paper-saving features	22
A—Technical specifications	23
B—Ordering information	26

Contact information

Hewlett-Packard Company

3000 Hanover Street

Palo Alto, CA 94304-1185

Phone: (650) 857-1501

Fax: (650) 857-5518

Web address: www.hp.com

Contact HP by country:

http://welcome.hp.com/country/us/en/wwcontact_us.html

Getting to know the MFPs

Welcome to the Solution and Feature Guide for the new HP LaserJet Enterprise 500 MFP M525 series and color MFP M575 series. These high-performance, intuitive desktop MFPs feature a large touchscreen for easy task execution along with enterprise-class manageability, security features, and solution extensibility. Use Quick Sets to launch one-touch workflows from the 8-inch (20.3 cm) color touchscreen. Preview, edit, and zoom images prior to saving or sending scans. Outstanding solutions help you centrally manage your environment while also helping to protect sensitive business information. You have the option of integrated faxing, and a built-in stapler on some models adds convenience.¹ Need to print professional-quality color documents? Choose the HP LaserJet Enterprise 500 color MFP M575 series and make a vivid impact. Do you scan high volumes of paper? Need to accelerate document capture workflows with two-sided, single pass scanning and advanced image processing? Choose the HP LaserJet Enterprise flow MFP M525c or the color flow MFP M575c—your workflow performance expressway.

Finding information

This guide provides information to help you learn about the features and functionality of these MFPs. For information on setting up your MFP, please refer to the Installation Guide included in the box. For questions or technical details, please use the contact information on page ii to reach an HP representative.



Intuitive HP Easy Select color touchscreen and convenient pull-out keyboard²



Easy-access USB port and hardware integration pocket



HP LaserJet Enterprise flow MFP M525c




HP LaserJet Enterprise color flow MFP M575c

Product walk-around:

HP LaserJet Enterprise 500 MFP M525dn, M525f

- 1 Intuitive 8 inch (20.3 cm) HP Easy Select pivoting touchscreen color control panel
- 2 50-sheet automatic document feeder with indicator light
- 3 Plate glass scanner handles up to 216 by 356 mm (legal size)
- 4 Easy-access USB port to save and print files directly
- 5 Hardware integration pocket for solution integration³
- 6 250-sheet output bin
- 7 Front door allows convenient access to HP all-in-one toner cartridge
- 8 100-sheet multipurpose tray 1 handles heavy custom media up to 199 g/m² (53 lb bond) and provides easy access to paper jams
- 9 500-sheet input tray 2
- 10 Tray fill indicator
- 11 Power On/Off button
- 12 Home button (returns to home screen)
- 13 Built-in convenience stapler (holds 1,500-staple cartridge, M525f model only)
- 14 Built-in automatic two-sided printing
- 15 HP High-Performance Secure Hard Disk (M525f model only)
- 16 800 MHz processor, 1 GB RAM⁴
- 17 Two internal host USB 2.0 type ports for third-party solutions
- 18 HP Jetdirect Gigabit Ethernet print server
- 19 Access port for optional Kensington-style lock
- 20 Hi-Speed USB 2.0 port (for connecting third-party devices)
- 21 Hi-Speed USB 2.0 printing port
- 22 Foreign interface harness (for connecting external devices)
- 23 RJ-11 fax port (M525f model only)

HP LaserJet Enterprise 500 MFP M525f shown



Front and left side view

Rear I/O panel close-up

Product walk-around:


HP LaserJet Enterprise 500 color MFP M575dn, M575f

- 1 Intuitive 8 inch (20.3 cm) HP Easy Select pivoting touchscreen color control panel
- 2 50-sheet automatic document feeder with indicator light
- 3 Plate glass scanner handles up to 216 by 356 mm (legal size)
- 4 Easy-access USB port to save and print files directly
- 5 Hardware integration pocket for solution integration³
- 6 250-sheet output bin
- 7 Front door allows convenient access to one black and three color, all-in-one HP toner cartridges
- 8 Access port for optional Kensington-style lock
- 9 250-sheet input tray 2
- 10 Tray fill indicator
- 11 Power On/Off button
- 12 Home button (returns to home screen)
- 13 Built-in convenience stapler (holds 1,500-staple cartridge, M575f model only)
- 14 100-sheet multipurpose tray 1 handles heavy custom media up to 220 g/m² (58 lb bond) and provides easy access to paper jams
- 15 Built-in automatic two-sided printing
- 16 HP High-Performance Secure Hard Disk
- 17 800 MHz processor, 1.5 GB RAM⁴
- 18 Two internal host USB 2.0 type ports for third-party solutions
- 19 RJ-11 fax port (M575f model only)
- 20 Hi-Speed USB 2.0 port (for connecting third-party devices)
- 21 Hi-Speed USB 2.0 printing port
- 22 HP Jetdirect Gigabit Ethernet print server
- 23 Foreign interface harness (for connecting external devices)

HP LaserJet Enterprise 500 color MFP M575f shown




Front and left side view



Side I/O panel close-up

Product walk-around: HP LaserJet Enterprise flow MFP M525c

- 1 Intuitive 8 inch (20.3 cm) HP Easy Select pivoting touchscreen color control panel
- 2 100-sheet automatic document feeder with single-pass two sided scanning, and HP EveryPage with ultrasonic double-feed detection
- 3 Plate glass scanner handles up to 216 by 356 mm (legal size)
- 4 Easy-access USB port to save and print files directly
- 5 Hardware integration pocket for solution integration³
- 6 250-sheet output bin
- 7 Front door allows convenient access to HP all-in-one toner cartridge
- 8 100-sheet multipurpose tray 1 handles heavy custom media up to 199 g/m² (53 lb bond) and provides easy access to paper jams
- 9 500-sheet input tray 2
- 10 Tray fill indicator
- 11 Power On/Off button
- 12 Home button (returns to home screen)
- 13 Pull-out keyboard for easy, accurate data entry
- 14 Built-in convenience stapler (holds 1,500-staple cartridge)
- 15 Built-in automatic two-sided printing
- 16 HP High-Performance Secure Hard Disk
- 17 800 MHz processor, 1.5 GB RAM⁴
- 18 Two internal host USB 2.0 type ports for third-party solutions
- 19 HP Jetdirect Gigabit Ethernet print server
- 20 Access port for optional Kensington-style lock
- 21 Hi-Speed USB 2.0 port (for connecting third-party devices)
- 22 Hi-Speed USB 2.0 printing port
- 23 Foreign interface harness (for connecting external devices)
- 24 RJ-11 fax port

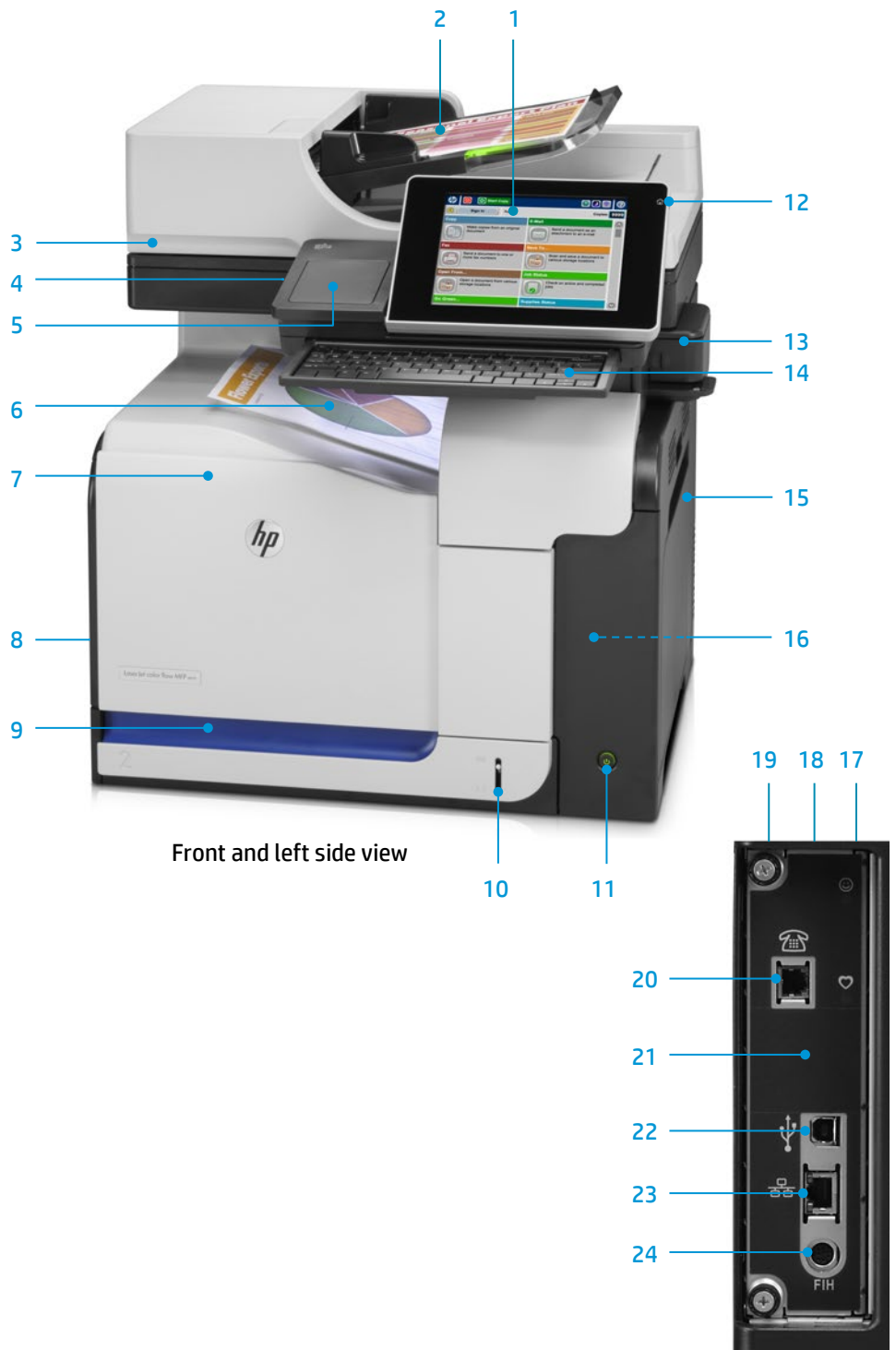


Front and left side view

Rear I/O panel close-up

Product walk-around: HP LaserJet Enterprise color flow MFP M575c

- 1 Intuitive 8 inch (20.3 cm) HP Easy Select pivoting touchscreen color control panel
- 2 100-sheet automatic document feeder with single-pass two sided scanning, and HP EveryPage with ultrasonic double-feed detection
- 3 Plate glass scanner handles up to 216 by 356 mm (legal size)
- 4 Easy-access USB port to save and print files directly
- 5 Hardware integration pocket for solution integration³
- 6 250-sheet output bin
- 7 Front door allows convenient access to one black and three color, all-in-one HP toner cartridges
- 8 Access port for optional Kensington-style lock
- 9 250-sheet input tray 2
- 10 Tray fill indicator
- 11 Power On/Off button
- 12 Home button (returns to home screen)
- 13 Built-in convenience stapler (holds 1,500-staple cartridge)
- 14 Pull-out keyboard for easy, accurate data entry
- 15 100-sheet multipurpose tray 1 handles heavy custom media up to 220 g/m² (58 lb bond) and provides easy access to paper jams
- 16 Built-in automatic two-sided printing
- 17 HP High-Performance Secure Hard Disk
- 18 800 MHz processor, 1.5 GB RAM⁴
- 19 Two internal host USB 2.0 type ports for third-party solutions
- 20 RJ-11 fax port
- 21 Hi-Speed USB 2.0 port (for connecting third-party devices)
- 22 Hi-Speed USB 2.0 printing port
- 23 HP Jetdirect Gigabit Ethernet print server
- 24 Foreign interface harness (for connecting external devices)



Front and left side view

Side I/O panel close-up

Series at a glance

HP LaserJet Enterprise 500 MFP M525 series



MFP M525dn



MFP M525f



flow MFP M525c

Part number	CF116A	CF117A	CF118A
Print input capacity (standard/optional)	600/1,600	600/1,600	600/1,600
ADF input capacity	50-sheet	50-sheet	100-sheet
Automatic two-sided printing	✓	✓	✓
HP EveryPage ultrasonic double-feed detection	Not available	Not available	✓
Two-sided scanning	Reversing ADF	Reversing ADF	Single-pass duplexing ADF
Large pull-out keyboard	Not available	Not available	✓
OCR (optical character recognition)	Optional with DSS	Optional with DSS	✓
Advanced imaging	Auto-blank page removal, image preview, auto-color detection, edge erase, deskew, auto-content-crop	Auto-blank page removal, image preview, auto-color detection, edge erase, deskew, auto-content-crop	All dn/f model imaging features, plus: auto-orientation, auto-page-crop, auto-tone
Memory⁴	1 GB	1 GB	1.5 GB
Gigabit Ethernet print server	✓	✓	✓
HP High-Performance Secure Hard Disk	Not available	✓	✓
Solid State Disk	✓	Not available	Not available
HP LaserJet MFP Analog Fax 500	Optional	✓	✓
Convenience stapler	Not available	✓	✓
ENERGY STAR[®] qualified	✓	✓	✓

HP LaserJet Enterprise 500 color MFP M575 series



color MFP M575dn



color MFP M575f



color flow MFP M575c

Part number	CD644A	CD645A	CD646A
Print input capacity (standard/optional)	350/850	350/850	350/850
ADF input capacity	50-sheet	50-sheet	100-sheet
Automatic two-sided printing	✓	✓	✓
HP EveryPage ultrasonic double-feed detection	Not available	Not available	✓
Two-sided scanning	Reversing ADF	Reversing ADF	Single-pass duplexing ADF
Large pull-out keyboard	Not available	Not available	✓
OCR (optical character recognition)	Optional with DSS	Optional with DSS	✓
Advanced imaging	Auto-blank page removal, image preview, auto-color detection, edge erase, deskew, auto-content crop	Auto-blank page removal, image preview, auto-color detection, edge erase, deskew, auto-content crop	All dn/f model imaging features, plus: auto-orientation, auto-page-crop, auto-tone
Memory⁴	1.5 GB	1.5 GB	1.5 GB
Gigabit Ethernet print server	✓	✓	✓
HP High-Performance Secure Hard Disk	✓	✓	✓
HP LaserJet MFP Analog Fax 500	Optional	✓	✓
Convenience stapler	Not available	✓	✓
ENERGY STAR[®] qualified	✓	✓	✓

Top features at a glance

The HP LaserJet Enterprise 500 MFP M525 series and color MFP M575 series are feature-rich, desktop MFPs that empower work teams and boost productivity. The flow models offer advanced scanning and routing capabilities. Choose your model for high-performance black-and-white or professional color output. Top features of the MFPs are highlighted below.

Streamlined workflows and advanced scanning features²

- Get fast results from [single-pass two-sided scanning](#) on some models.
- Reliably capture information with [HP EveryPage](#) ultrasonic double-feed detection.
- Automatically remove blank pages and get pristine scans with [advanced automatic-imaging](#) features.
- Manage big jobs with the [100-sheet automatic document feeder](#).⁵
- Easily enter data on a large, [pull-out keyboard](#).
- Transfer scans into editable text, using [built-in OCR](#).⁶
- Scan to multiple destinations, including [send to SharePoint®](#).
- All models include [image preview](#) to edit, insert, and delete scanned pages on-screen, and [HP Quick Sets](#) to launch one-touch processes from the touchscreen.

Productive, easy-to-use desktop MFPs

- Manage imaging and printing jobs with ease on the adjustable 8-inch (20.3 cm) [HP Easy Select color touchscreen](#).
- Count on brilliant color documents with the HP LaserJet Enterprise 500 color MFP M575 series. HP ColorSphere toner and [HP EasyColor](#) technology optimize results.
- The HP LaserJet Enterprise 500 MFP M525 series offers up to 1,600-sheet paper capacity and impressive throughput speeds.⁷
- With [HP ePrint](#) you can print from virtually anywhere.⁸ And with embedded [AirPrint™](#) you can print from your iPad®, iPhone®, and iPod touch®.⁹ You can also save to and print directly from a USB drive via the [easy-access USB port](#).
- Help save money and reduce interruptions, using an optional [high-capacity Original HP LaserJet black toner cartridge](#).¹⁰ Be ready to work right away with the included standard capacity original HP LaserJet toner cartridges (preinstalled in the M575 models).

Top-flight manageability, security, and extensibility

- Proactively manage your environment with [HP Web Jetadmin](#) and [HP Universal Print Driver](#).¹¹
- Apply a security policy to your fleet and monitor device compliance with optional [HP Imaging and Printing Security Center](#) software.¹²
- Boost security—the [HP High-Performance Secure Hard Disk](#) helps protect sensitive data stored on it.¹³ Encryption of emails, PDFs, or printed jobs protects data in transit over the network.¹⁴
- Help protect data and secure sensitive business information—require a PIN to retrieve print jobs, or add optional authentication solutions through the [hardware integration pocket](#).³
- Do more with your investment. HP's [Open Extensibility Platform](#) simplifies development and deployment of HP and third-party solutions. [HP FutureSmart](#) firmware lets you easily update and expand MFP capabilities as new features become available.

Outstanding energy- and paper-saving features

- Reduce energy use with [HP Auto-On/Auto-Off Technology](#)¹⁵ and [Instant-on Technology](#).¹⁶
- Monitor and report environmental printing policies with optional [HP EcoSMART Fleet](#).¹²
- Conserve resources and save paper—use automatic two-sided printing.
- It's easy to recycle Original HP LaserJet toner cartridges through [HP Planet Partners](#).¹⁷

Streamlined workflows and robust scanning

These feature-packed MFPs help accelerate your work team's performance and provide the tools you need to capture the right content quickly, easily, and accurately.

HP LaserJet Enterprise flow MFP M525c and color flow MFP M575c

The HP LaserJet Enterprise flow MFP M525c and color flow MFP M575c are workflow-optimized powerhouses. The features described in this section apply only to these two products.²

Fast and accurate scanning for high-volume environments

With [single-pass two-sided scanning](#), pages scan more than twice as fast as the MFP M525/M575 dn and f models. Automatic blank page suppression technology helps reduce file size and avoid wasted paper.

Reliably capture information—[HP EveryPage](#) uses ultrasonic technology to help detect double-feeds and avoid missed pages in scanned files. The extended life ADF boasts a robust recommended monthly scan volume of 27,000 to 44,500 pages, supporting even the most demanding environments. And you can manage big jobs easily with a [100-sheet automatic document feeder](#) that handles mixed paper sizes and weights.

Accurate data entry and pristine scans

The flow MFPs' large [pull-out keyboard](#) allows you to easily add data to digital files and context to your email. Typing addresses, file names, and index data with two hands is not only a lot faster for the user, but also improves the accuracy of the data.

Plus, the flow MFPs provide [advanced automatic-imaging](#) features that go beyond the series' standard imaging features of auto-deskew, color detection, and edge erase. These more advanced features include [auto-orientation](#) which adjusts each page of an individual job to be correct-side up, eliminating the need to ensure that each single-sided page in a job is placed face-up and top-up in the ADF. [Auto-page-crop](#) automatically sets the scan to the paper edges, and [auto-tone](#) sets contrast, brightness, and background removal for each page.



Use the large, pull-out keyboard on the flow models for fast, accurate data entry.

Expanded processing and routing

The HP LaserJet Enterprise flow MFP M525c and color flow MFP M575c come standard with embedded [send to SharePoint](#), allowing users to share files faster. No extra software is required.

Use built-in [OCR Technology by I.R.I.S.®](#) to easily transfer scans into editable text and a wide variety of additional file types, including TEXT (OCR), Unicode TEXT (OCR), RTF (OCR), Searchable PDF (OCR), Searchable PDF/A (OCR), HTML (OCR), CSV (OCR).^{6,18}

HP LaserJet Enterprise 500 MFP M525 series and color MFP M575 series (all models)

The features described in this section apply to the entire MFP series, which includes the following black-and-white models: HP LaserJet Enterprise 500 MFP M525dn, HP LaserJet Enterprise 500 MFP M525f, HP LaserJet Enterprise flow MFP M525c; and the following color models: HP LaserJet Enterprise 500 color MFP M575dn, HP LaserJet Enterprise 500 color MFP M575f, and the HP LaserJet Enterprise color flow MFP M575c.

Use HP Quick Sets to launch one-touch automated workflows

The MFPs' digital sending capability lets users route documents to a variety of destinations like email recipients, network folders, or LAN fax addresses.¹ Some users, however, can become quickly overwhelmed with the number of possibilities. They might choose the wrong network folder, forget an email address, or pick the wrong file format for the scan, and the workflow breaks down before it has even begun.

[HP Quick Sets](#) let you launch document workflows and get it right every time—at the touch of a button. HP Quick Sets help by automating all of the steps of a complicated workflow, all on a large, full-color touchscreen that is a joy to use. Users can find what they need right away, without standing at the device control panel searching for the appropriate settings.

In addition to scan destinations, you can preset other scan settings. These can include output file types such as PDF, JPEG, TIFF, MTIFF, XPS, and PDF/A formats. The flow MFP 525c and color flow MFP 575c also offer TEXT (OCR), Unicode TEXT (OCR), RTF (OCR), Searchable PDF (OCR), Searchable PDF/A (OCR), HTML (OCR), CSV (OCR). You can also specify security settings, such as encrypted PDFs to be delivered through encrypted and signed emails. Quick Set buttons can be easily created, labeled, and placed on the control panel home screen, so that you can quickly find the functions you need (some examples are shown in the graphic below).

Quick Sets help IT by enabling them to promote or block access to certain device features. Calls to the helpdesk can be reduced when users have everything they need on the home screen and are restricted from accessing settings they shouldn't tamper with.

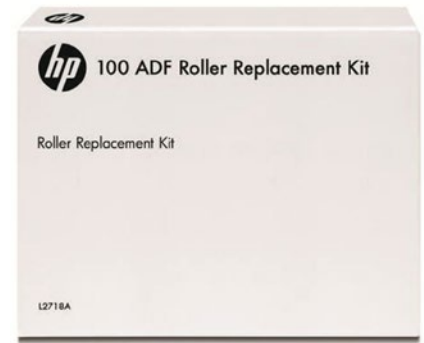
Create Quick Sets to facilitate common workflow procedures and add custom buttons to your control panel (“Expense Submittal” and “Save to Network Folder” are examples of typical custom Quick Set buttons)



Robust automatic document feeder

The MFPs' automatic document feeder (ADF) saves time by automatically scanning and copying documents—there's no need for you to handle every page. Support for two-sided scanning makes the ADF even more versatile. The 216 by 356 mm (8.5 by 14 in) flatbed scanner lets you easily copy and scan non-standard and bound material.

For each document scanned, the ADF can automatically deskew sheets that are not inserted quite straight and determine the best output format and exposure for the data content. The robust ADF handles the demands of your busy work team—and you can extend the life of the ADF with the HP 100 ADF Roller Replacement Kit (see “Appendix B—Ordering information” on page 26).




Automatic color detection, which is user-selectable, classifies an input original as either color or non-color. And with edge erase, you can eliminate paper punch holes, staples, and black overscan lines by specifying a distance from each of the four paper edges to be pushed to white.

Preview and edit documents right on the control panel

The control panel on these MFPs features [image preview](#), which lets you minimize steps and reduce errors. Right from the device's 8-inch (20.3 cm), full-color touchscreen control panel, you can view and edit your scan job before you send it to a network folder, fax, email, or USB device. With image preview, not only can you save files on your network from the device, you can easily get your scans to look just the way you want them. Instantly preview and modify scans before sending them into the workflow, eliminating the need to walk back and forth from a computer.

Scan multiple pages using the automatic document feeder (ADF) and view them as thumbnail images, or zoom and pan for a detailed inspection. Before finalizing a document you can reorder, rotate, delete, add, or zoom in on pages. You can apply changes to a single page, or multiple pages at once.



[Proof and edit scans from the device's control panel—to deliver the right content, every time](#)

Blank-page suppression reduces paper use and file size

Verify that all content is captured by scanning both sides of all documents. [Blank-page suppression technology](#) automatically detects and removes blank pages from scanned documents.

Incorporate paper documents into digital workflows

It's quick and easy to capture paper documents and send them directly to email, fax, or network folder.¹ Built-in LDAP addressing simplifies email distribution, while optional [HP Digital Sending Software](#) enables advanced document capture and routing.¹²

Embedded digital sending

Set-up wizards help you quickly and easily configure your HP MFP's digital sending features.

- The **Send-to-Email Default Setup Wizard** helps you link your MFP to your email server, then set up default email and scan settings. The **Send-to-Email Quick Set Wizard** makes it easy to manage often-used Send-to-Email favorites, as well as set up default scan settings. Scanning to email can be a great time-saver when communicating with customers, vendors, or coworkers.
- The **Save-to-Folder Quick Set Wizard** helps you create destination folders on your computer using Quick Sets. It walks you through configuring the default scan settings that will be applied when scanning to each folder. Now you can start digitally filing your documents for easy storage and retrieval.

Optional HP Digital Sending Software

The MFPs support HP Digital Sending Software¹² (DSS) as well as a variety of enterprise document management systems. HP Digital Sending Software is used to enhance digital sending across HP LaserJet MFPs and HP Scanjet devices, to provide a common administrative utility and end-user interface across multiple devices and device types. This optional software runs as a service on a network server and allows multiple devices to send jobs through the server. It is not necessary to install any software or drivers on individual users' computers.

While the HP LaserJet Enterprise 500 MFP M525 series and color MFP M575 series include robust digital sending features out of the box, HP DSS enables the following additional sending features:

- Optical character recognition (OCR) allows you to convert scanned images to common file types with editable and searchable text. File types include searchable PDF, PDF/A, High-compression PDF, HTML, XML, RTF (Microsoft® Word compatible), XPS, and TXT. OCR capabilities also enhance the indexing and retrieval of documents. (These OCR capabilities are built-in, for occasional use, to the HP LaserJet Enterprise flow MFP M525c and the color flow MFP M575c.⁶)
- Remote copy (sending to a printing device)
- Custom keys allow users to effortlessly send documents to workflow destinations
- Configuration utility for managing digital sending and workflow capabilities
- Central email routing
- Central address book management where users gain access to their Microsoft Exchange contacts, as well as their private address books
- LDAP replication allows DSS to offload the LDAP directory activity by replicating relevant addressing information into the DSS address book
- Support for Filenet and Novell

For more information about HP DSS, please visit www.hp.com/go/dss.

Advanced faxing

Quickly and easily send and receive faxes¹ with the HP LaserJet MFP Analog Fax 500 from the control panel icon.

Advanced fax features include:

- **Efficiently process jobs** at up to 33.6 kbps¹⁹ with the V.34 fax modem and help save time and money with standard JBIG compression that shortens call time.
- **Configure remotely** via HP Web Jetadmin¹¹ or choose effortless setup with the Embedded Web Server fax configuration wizard.
- Quickly search, locate, and edit entries using **speed dial**.
- Use manual **memory lock** to save fax jobs at the MFP until a PIN is entered to release the stored documents. The scheduled memory lock lets you specify the days and times you want faxes to print or be held on the device.

- Take advantage of **fax forwarding** to receive business-critical faxes wherever you are.
- Easily retrieve data with **fax polling** (receive only). Request information stored on another machine to automatically receive a fax with the desired information. Fax polling is just what you need to efficiently gather frequently used documents, such as forms or reports.
- Use the **fax call report** to view convenient thumbnails of faxes and to archive important information, including the time sent, content, and destination.
- Get instant feedback on your fax job with the **one-line status** on the MFP's control panel.
- Send a fax from your computer without going to the device control panel with the **Send Fax Driver**.²⁰
- Use optional HP Digital Sending Software to easily alternate between LAN and analog fax with a **flexible configuration switch**.¹² The switch delivers seamless integration in LAN or analog environments, without having to reinstall or reconfigure the fax accessory.

Effortless copying

The MFPs may be used as standalone, walk-up copiers, and you do not need to be connected to the network or a computer to make copies. In copy mode, the MFPs function as a standard photocopier—place your originals on the scanner glass or use the automatic document feeder and adjust all copy settings at the control panel.

Scanning comparison: 500 MFP M525/575 dn/f vs. flow MFP M525c/M575c

The table below provides a quick overview of the differences in scanning features of the HP LaserJet Enterprise 500 MFP M525 and color MFP M575 dn and f models versus the flow MFP M525c and color flow MFP M575c.

Scanning feature	HP LaserJet Enterprise 500 MFP M525dn/f HP LaserJet Enterprise 500 color MFP M575dn/f	HP LaserJet Enterprise flow MFP M525c HP LaserJet Enterprise color flow MFP M575c
ADF type	Reversing ADF	Dual head, single-pass duplexing ADF
Single-sided scan speed (letter/A4) (pages per minute at 300 dpi)	Color, M525dn/f and M575dn/f: Up to 32/30 ppm Black-only, M525dn/f: Up to 42/40 ppm Black-only, M575dn/f: Up to 32/30 ppm	Color, M525c and M575c: Up to 32/30 ppm Black-only, M525c and M575c: Up to 42/40 ppm
Two-sided scan speed (letter/A4) (images per minute at 300 dpi)	Color, M525dn/f and M575dn/f: Up to 15/14 ipm Black-only, M525dn/f only: Up to 18/18 ipm Black-only, M575dn/f only: Up to 15/14 ipm	Color, M525c and M575c: Up to 31/30 ipm Black-only, M525c and M575c: Up to 52/50 ipm
ADF input capacity	50-sheet	100-sheet
Keyboard	No	Yes
Misfeed detection	No	HP EveryPage ultrasonic double-feed detection
Send to destinations	<ul style="list-style-type: none"> • Email • Network folder • LAN/Internet fax • USB • FTP 	All of the dn/f model destinations, plus: <ul style="list-style-type: none"> • SharePoint
Advanced processing	None	OCR
Advanced imaging	<ul style="list-style-type: none"> • Auto-blank page removal • Image preview • Auto-color detection • Edge erase • Deskew • Auto-content-crop 	All of the dn/f model imaging features, plus: <ul style="list-style-type: none"> • Auto-orientation • Auto-page-crop • Auto-tone

Productive, easy-to-use desktop MFPs

You can manage jobs directly on the 8-inch (20.3 cm) color touchscreen while getting a big-picture view of workflows. Empower work teams with tools like HP ePrint, which lets you print from virtually anywhere.⁸

The large paper capacity of the HP LaserJet Enterprise 500 MFP M525 series reduces downtime, and the HP LaserJet Enterprise 500 color MFP M575 series helps you to make a vivid impact with professional color documents. You can also help save time and money, using an optional high-capacity HP LaserJet toner cartridge.¹⁰ With the HP LaserJet Enterprise 500 color MFP M575 series, you'll get the same black cost per page as from a black-and-white HP LaserJet.²¹

Simplify device interaction with an adjustable, touchscreen display

Process jobs at the MFPs with the [HP Easy Select color touchscreen](#) control panel for a trouble-free user experience. The control panel includes an 8-inch (20.3 cm) SVGA touchscreen graphical display that is adjustable for different viewing angles. Reduce training costs and help-desk calls while empowering everyday users with the same user interface found on other HP LaserJet MFPs and networked scanners.

Users can manage their jobs confidently from this large, intuitive interface—in many cases it's one they're already familiar with.

The control panel offers:

- **Adjustable tilt angle** of the touchscreen to provide convenient accessibility to all users.
- **Image preview**, which lets you add, delete, reorder, and zoom in on pages for digital send jobs at the control panel. (For more details about image preview, see page 10.)
- **Simple-to-use menus** that allow you to set system defaults, customize settings for a particular job, and configure and launch HP Quick Sets. (For more details about HP Quick Sets, see page 9.)
- **Illuminated Home button** on the side of the control panel that quickly returns the touchscreen to the Home menu.
- **Helpful feedback** while interacting with the touchscreen graphical display. The MFPs have a built-in Help system that explains how to use each screen. To open the Help system, touch the Help button in the upper-right corner of the screen. For some screens, the Help button opens to a global menu where you can search for specific topics. For screens that contain settings for individual jobs, the Help button opens to a topic that explains the options for that screen.
- **Clear instructions** and illustrations, including animations for tasks such as jam recovery.
- **Easy-to-read status** messages in one location.
- **Localized virtual keyboards** for inputting text, such as email addresses, filenames, and metadata.
- **Large pull-out keyboard** on the HP LaserJet Enterprise flow MFP M525c and color flow MFP M575c models for easier data entry.

The MFPs' [easy-access USB port](#) lets users conveniently print from—and save scans to—flash drives.



Maximize document impact

The HP LaserJet Enterprise 500 MFP M525 series provides first-rate black-and-white output for all your printed documents. And with the HP LaserJet Enterprise 500 color MFP M575 series, you can make a statement with high-impact, professional quality color documents and marketing collateral. Use [HP EasyColor](#) to manage settings for maximum impact. You can expect glossy text, bold graphics, and vivid images. And, you can count on consistent color—page after page, document after document, and toner cartridge after toner cartridge. Employ HP Web Jetadmin and the HP Universal Print Driver to manage color use and protect your color investment.¹¹

Produce exceptional results

Get consistently great looking black-and-white output from the HP LaserJet Enterprise 500 MFP M525 series with a choice of HP FastRes 1200 for speedy day-to-day printing or HP ProRes 1200 for true 1200 by 1200 dpi where fine lines and details are critical to your job.

With HP ImageREt 3600 and up to 1200 by 1200 dpi, the HP LaserJet Enterprise 500 color MFP M575 series delivers optimized results. The system's foundation is comprised of key color laser technologies, including HP ColorSphere toner, image enhancements, HP Smart printing technology, and high-resolution imaging.

Both the HP LaserJet MFP M525 series and the color MFP M575 series are designed together with Original HP toner cartridges and HP papers to automatically produce exceptional output for your printed documents.

Benefit from effortless color performance

The HP LaserJet Enterprise 500 color MFP M575 series represents the culmination of years of HP color innovation. HP EasyColor provides outstanding color and black-and-white output—combining multiple technology enhancements into one easy-to-use feature. Included with the HP Universal Print Driver, this intelligent technology detects document content and automatically adjusts color rendering to optimize photo quality and compress rasterized images for faster printing.¹¹

HP EasyColor also recognizes images in a document. It uses the generating application's image file pass-through to emulate what you see on the screen, and determines the necessary adjustments for optimal output quality. The results are improved color consistency and sharper, more natural-looking photos.

Because image file sizes are optimized before being sent to the MFP, image-heavy documents—such as PowerPoint presentations—may print more quickly with HP EasyColor. And with smaller spool file sizes, network traffic is reduced. Best of all, you don't need to make a series of complex manual adjustments. HP EasyColor is automatically enabled, so you'll effortlessly experience better color printing.

Download the free HP Universal Print Driver at www.hp.com/go/upd.

Experience brilliant, intense colors every time you print

With the HP LaserJet Enterprise 500 color MFP M575 series, your prints will shine with uniform gloss and a dynamic color range. Improved melting and fusing technologies work in sync with HP ColorSphere toner to enable exceptional toner release and flow.

Producing a wide range of very specific colors and smooth color transitions requires extreme precision throughout the printing process. HP's color toner enables a finer range of colors because each toner particle conforms to an extremely consistent size and shape. This consistency allows toner particles to be placed on the page with the precision needed to produce a wide range of colors with the most subtle differences of shade.

HP ColorSphere toner is also designed to improve printing time. Its toner particles are chemically grown around an optimally sized wax core that is designed to work with the fuser's Instant-on Technology for fast image processing with optimum results.



Match colors precisely with a PANTONE® Calibrated printer

The process of matching device output color to your computer screen is quite complex because printing devices and computer monitors use different methods of producing color. Monitors display colors by light pixels using an RGB (red, green, blue) color process, while printing devices produce colors by blending pigments using a CMYK (cyan, magenta, yellow, and black) system.

In addition, several factors can affect the difference between displayed and printed color: paper type, printing technology (ink or laser, for example), print drivers, monitors, etc.

Fortunately, HP has partnered with PANTONE to make this process easier for the average user. PANTONE is the world-renowned authority on color and the process of color matching. Because the HP LaserJet Enterprise 500 color MFP M575 series is a PANTONE Calibrated printer, you can rely on it to help you:

- Produce consistent and reliable results.
- Reduce time from pre-press to final output.
- Reduce waste with fewer mistakes.

After product introduction, see www.hp.com/go/li500colorMFPM575_software for details on how to use the PANTONE MATCHING SYSTEM® with this device.

Boost productivity with quick print speeds

Need documents fast? With 1 GB of memory (1.5 GB in the MFP525c)⁴ and an 800 MHz processor, the HP LaserJet Enterprise 500 MFP M525 series delivers black-and-white prints at speeds up to 40 ppm A4 (42 ppm letter)²² and first page out speeds as fast as 8.5 seconds from ready for printing or copying (A4/letter).²³

The HP LaserJet Enterprise 500 color MFP M575 series also has an 800 MHz processor and features 1.5 GB of memory,⁴ delivering black-and-white and color prints at speeds up to 30 ppm A4 (31 ppm letter).²² First page out speeds are as fast as 10.5 seconds from ready for printing and 10 seconds for copying (A4/letter).²³

Instant-on Technology enables print and copy jobs to begin quickly from sleep mode.

Keep moving with expandable, versatile paper handling

The HP LaserJet Enterprise 500 color MFP M575 series has a standard paper capacity of 350 sheets, expandable with one optional 500-sheet paper and heavy media tray to a capacity of up to 850 sheets.

With an input capacity of 600 sheets—expandable with one or two additional 500-sheet trays to a total capacity of 1,600 sheets—the HP LaserJet Enterprise 500 MFP M525 series meets the needs of your high-volume imaging and printing environment and handles large jobs efficiently.

All the MFP models offer an optional rolling printer cabinet for free-standing installations. These sturdy, matching HP printer cabinets let users optimally position the device so it is highly accessible while adding storage for extra paper and supplies. For more details, see “Appendix B—Ordering information” on page 26.

With the option to load paper in volume or use each tray for a different paper type, you won't need to reload paper as frequently. The MFPs make your life easier by offering single- and two-sided printing for plain paper up to 120 g/m² (32 lb) in the MFP M525 series and up to 163 g/m² (43 lb) in the color MFP M575 series.

- The multipurpose tray in the MFP M525 series supports heavy custom media up to 199 g/m² (53 lb bond), while the color MFP M575 series supports up to 220 g/m² (58 lb bond). This includes HP Cover Paper, offering the utmost in versatility. All trays are adjustable to provide exceptional flexibility.
- Expand your media options. These MFPs are ideal for a wide variety of media types, including envelopes, labels, transparencies, and card stock. Print on a broad range of media sizes, including A4, letter, legal, executive, and more.
- Automatic two-sided printing reduces the cost of wasted paper and virtually doubles the MFPs' input capacity.



HP LaserJet Enterprise color flow MFP M575c with optional 500-sheet paper tray and cabinet

HP LaserJet Enterprise flow MFP M525c with two optional 500-sheet paper trays and cabinet

- Enjoy the convenience of a built-in stapler (included on the HP LaserJet Enterprise 500 MFP M525f, flow MFP M525c, color MFP M575f and color flow MFP M575c models only.)

Print from virtually anywhere

With HP ePrint mobile printing, there's no need to wait to print on the go. Simply send the prints you want to your HP LaserJet Enterprise 500 MFP M525 series and color MFP M575 series using a smartphone, notebook, or other mobile device.⁸ And with embedded AirPrint™, you can easily print wirelessly from your iPad, iPhone, and iPod touch.⁹

Larger documents, presentations, and PDF files can be difficult to read on small, handheld device screens, but now you can easily print these documents from your mobile device to read or take with you.

With HP ePrint Enterprise, you can easily search for, and print to, any printer within your secure enterprise network. Simply map and tag specific printers to a business directory so you can easily find the device you want. Use the additional email-to-print feature to send a print job from a corporate email account to networked printers assigned an email address.²⁴

Whether you need to securely print sensitive corporate documents, take an emailed attachment with you on a business trip, or print photos from a visit to a work site, count on HP ePrint to make it simple to print from your mobile device. For more information about how simple and secure mobile printing can be, visit www.hp.com/go/ePrintCenter.



Optional wireless connectivity

Print from anywhere in your office with an optional HP Jetdirect wireless print server.²⁵ For more details, see “Appendix B—Ordering information” on page 26.

Deliver reliable, consistently outstanding results

HP LaserJet all-in-one toner cartridges are a crucial component of the printing system.²⁶ Standard capacity cartridges are shipped with the MFPs, saving time and adding value. The HP LaserJet Enterprise 500 MFP M525 series comes with one black cartridge and the HP LaserJet Enterprise 500 color MFP M575 series comes with all toner cartridges pre-installed—one black and one each cyan, yellow and magenta cartridges. When color cartridges are replaced, an automatic toner seal remover makes replacement clean and easy.

The toner cartridge, toner, and imaging drum are integrated into one supply, which means that you refresh the imaging system every time you insert a new cartridge. Choose optional [high-capacity Original HP LaserJet black toner cartridges](#) for frequent printing and replace them less often, saving you money.¹⁰

- HP Smart printing technology is activated every time you install an Original HP toner cartridge. The HP toner cartridge, MFP, and software are designed to work together to enable easy, high-quality laser printing, and allow you to monitor your current supplies, order new supplies online, and print successfully every time.
- The HP LaserJet Enterprise 500 MFP M525 series features a front door that offers a single point of access to replace HP printing supplies and clear paper jams. The HP LaserJet Enterprise 500 color MFP M575 series also has a front door for easy access to all four toner cartridges with a separate side door for clearing jams.
- Clearly labeled parts, easy-to-understand instructions, and cartridge status information from the control panel or HP device management tools make supplies management and troubleshooting easy for all users.
- When a color cartridge needs to be replaced in the HP LaserJet Enterprise 500 color MFP M575, HP Smart printing technology lets you continue printing a limited number of pages with the black cartridge, enabling you to finish time-critical projects with consistent, high-quality results.

Top-flight manageability, security, and extensibility

Invest in a versatile MFP that seamlessly integrates into your fleet and makes it easy to update and expand capabilities. Industry-leading tools help you manage and configure your imaging and printing environment efficiently. Plus, the robust security features of these MFPs help protect your data.

Manage your network from any supported web browser

Optimize your imaging and printing fleet

The HP LaserJet Enterprise 500 MFP M525 series and color MFP M575 series are supported by [HP Web Jetadmin](#), the most comprehensive fleet management tool among tested competitors. HP Web Jetadmin was recently awarded Buyer's Laboratory Inc.'s highest rating of 5 stars.²⁷ This single solution allows you to efficiently manage a wide variety of networked and PC-connected devices, including printers, multifunction products, and scanners. Remotely install, configure, troubleshoot, secure, and manage your devices—ultimately increasing business productivity by helping you save time, control costs, protect your assets, and provide a better return on your investment. HP Web Jetadmin enables you to:

- Gain a clear picture of how many and what kind of devices you have.
- Get visibility into your supplies usage, so you can make smarter purchasing decisions, reduce spending, and even track and allocate printing costs to individual departments or users.
- Simplify, and in many cases, automate routine tasks. For example, you can apply fleet-wide policies to automatically configure new devices with the right printing and security settings when they're added to your network.
- Give your help desk staff the tools they need, such as automatic alerts, to resolve problems quickly, and often proactively, before a call is even received.
- Verify that your devices are up-to-date with the latest firmware and are properly configured (especially important for organizations that need to meet regulatory requirements).
- Use robust tracking and reporting tools to help you make better decisions about how your devices are deployed across your organization, so you can make the most of your IT investments.
- Implement controls to prevent unnecessary color printing, while preserving access for those who truly need it, such as your marketing department.
- Take advantage of additional options, like the HP Database Connectivity Module or HP EcoSMART Fleet,¹² which works together with Web Jetadmin to help you establish and achieve environmental goals.
- Get the ultimate in investment protection with HP Web Jetadmin Premium Support.¹² This expanded service option gives your staff access to HP's dedicated software support engineers, who provide advice, usage recommendations, problem diagnosis, and more.

HP Web Jetadmin can benefit IT-managed print environments of all sizes, from large enterprises managing thousands of devices to small businesses with just a handful. For more information about how you can efficiently manage your entire imaging and printing fleet with HP Web Jetadmin—or to download this free software tool—visit www.hp.com/go/wja.

Unlock the power of print with a versatile fleet driver solution

The [HP Universal Print Driver](#) (UPD) enables both mobile Microsoft PC users and traditional desktop users to self-sufficiently access the full features of nearly every HP device in your managed printing environment. With the HP LaserJet Enterprise 500 MFP M525 series and color MFP M575 series, the HP UPD now supports encrypted printing, so you can empower users to keep sensitive information private.

Eliminate the clutter on your computer by replacing multiple print drivers with one versatile solution. Empower IT by dramatically reducing the number of drivers they have to manage—and by giving them the tools they need to improve efficiency. With the HP UPD, your IT team can easily adjust device settings to help reduce printing costs, improve security, and help meet environmental goals. For example, it's simple to push two-sided printing or quicker sleep times across the fleet. Plus, the valuable tools in the HP UPD Printer Administrator's Resource Kit help you save time and money by streamlining IT tasks, implementing

printing policies, and monitoring usage across the enterprise. You can also use the HP UPD in tandem with HP Web Jetadmin to create fleet-wide managed printer lists, reports, and more.

You can download this valuable fleet driver solution and the tools in the Printer Administrator's Resource Kit for free. For more information about how the HP Universal Print Driver can help you protect your imaging and printing investment, simplify management, and boost productivity, visit www.hp.com/go/upd.

Control color costs

Use HP Web Jetadmin and the HP Universal Print Driver to assign color access by user, time of day, or application, or disallow color output completely until it's needed for special projects. People who truly need to leverage the power of color—such as your sales team and marketing department—can, while others automatically default to black-and-white output.

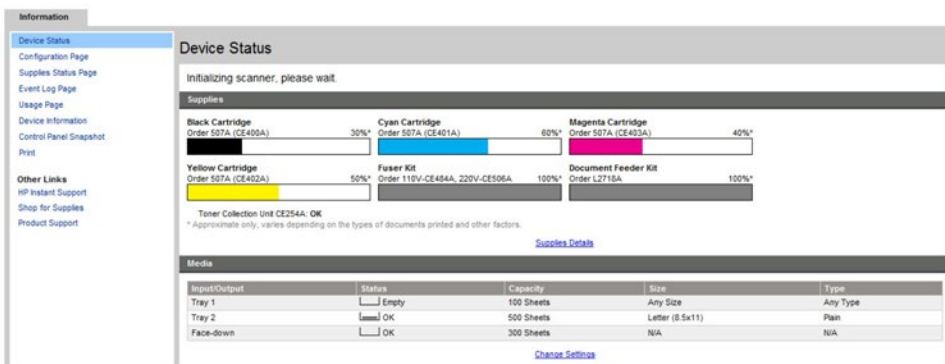
Conveniently and easily order supplies over the Internet

Enabled by HP Smart printing technology, HP SureSupply²⁸ helps you track and manage supplies usage, and provides alerts through HP device management tools when supplies should be replaced. With just a few clicks, access cartridge information, pricing, and purchasing options that best meet your needs—either from the reseller of your choice or directly from HP.

Manage the MFPs from your computer with the HP Embedded Web Server

With the HP Embedded Web Server, you can view the MFPs' status, configure their network settings, and manage printing functions from your computer instead of from the control panel. Use the HP Embedded Web Server to:

- View MFP status information
- Determine the remaining life for all supplies and order new ones
- View and change tray configurations
- View and change MFP control panel menu configuration; for example, you can easily set up a send-to-email folder, create an email distribution list, or configure and launch HP Quick Sets (for more details, see page 9)
- View and print internal pages
- Receive notification of device and supplies events
- View and change network configuration



Get up-to-the-minute detail about MFP status with the HP Embedded Web Server—just one of its many capabilities

When the MFPs are connected to the network, the HP Embedded Web Server is automatically available (Internet access is not required).

To open the HP Embedded Web Server, just type the IP address or host name of the MFP into the address bar on any of the supported browser. The IP address or host name can be found on the Home page of the control panel or by printing a Configuration Page from the Reports menu. Look for the page with Jetdirect information.

Safeguard your device, data, and documents with robust security features

Protect your MFP

As capabilities expand and devices become more integrated into your workflows, device security becomes increasingly important. The MFPs feature a number of options to help secure against undesired access:

- **Authentication and authorization**—Authentication can help your organization manage user access, prevent unwanted scanning and digital sending, help secure access to management utilities, and avoid unwanted device configurations. Control access to the MFPs, device settings, and functions, with options like:
 - **Multiple embedded authentication methods.** With authentication options available from the device, you can configure Windows®/Kerberos authentication, LDAP authentication, and user PIN authentication that integrates with your existing infrastructure.
 - **Role-based device authentication and authorization with HP FutureSmart.** With HP FutureSmart, you have more control than ever before over device security and permission settings. IT administrators can decide who can interact with certain device capabilities—helping to make workflows more secure, control access, and uphold site security policies.
 - **HP Access Control and third-party authentication solutions.** With these solutions, you can enable advanced authentication tokens like HP Smartcard solutions for U.S. Government, third-party smart cards, or proximity badges. The [hardware integration pocket](#) on the control panel enables advanced security integration options.³
 - **Encrypted document authentication with HP FutureSmart Encrypted PDF and UPD Secure Encrypted Print.** With these solutions, the user must enter a password (symmetric key) to encrypt when scanning or printing a document, and the same password to decrypt and print the document. This authentication protects the document across the entire workflow.
- **Physical device protection**—Both the device and the embedded HP High-Performance Secure Hard Disk can be physically secured from theft and tampering using a lock that requires a physical key for removal (this accessory must be purchased separately). In addition, host USB ports, network ports, and other physical ports can be disabled to prevent unauthorized use.
- **Common Criteria Certification (CCC)**—CCC is a security certification recognized in 26 countries worldwide. HP certifies the security functionality of its Enterprise LaserJet MFPs to align with the IEEE 2600 imaging and printing security standard. For more information, please visit www.commoncriteriaportal.org.

Protect your data

HP knows the importance of keeping your confidential data protected and offers security features at every stage in the workflow, including:

Data at rest

- **Storage encryption**—Help secure sensitive business information. On the HP LaserJet Enterprise 500 MFP M525f, flow MFP M525c, and the color MFP M575 series, the HP High-Performance Secure Hard Disk provides full hardware encryption.¹³ (U.S. Government SKUs include a FIPS 140 validated disk.) On the HP LaserJet Enterprise 500 MFP M525dn, firmware encryption protects customer and job data at rest on the solid state disk.
- **Secure Erase**—The MFPs provide built-in capabilities for securely overwriting data stored on them, allowing sensitive data to be safely removed. HP offers multiple mechanisms to erase stored data, including functionality that conforms to U.S. National Institute of Science and Technology (NIST) Special Publication 800-88.
- **Password protection**—Stored passwords are encrypted to provide protection of this critical information.

Data in transit

- **Secure Encrypted Print with UPD 5.3.1**—For added security, choose end-to-end Secure Encrypted Print. HP UPD is the first fleet driver to provide true symmetric AES256 print job encryption and decryption from the client to the page based on a user-defined password²⁹ using FIPS 140 validated cryptographic libraries from Microsoft.
- **Network protection**—Network-transmitted data can be protected with IPsec, which allows you to encrypt data that travels between the device and digital send destinations (provided you have configured each network resource to use IPsec). Print jobs can also be encrypted using Internet Printing Protocol (IPP) over SSL/TLS.

- **Document security**—Scanned PDFs can be encrypted using FIPS 140 validated cryptographic libraries. The MFPs can also encrypt email traffic.
- **Management safeguards**—Device management data that travels over the network between the device and the HP Embedded Web Server, HP Web Jetadmin, and other management tools can also be protected using SNMPv3 and SSL/TLS.

Safeguard your physical documents

HP offers several solutions to prevent documents from falling into the wrong hands while preventing fraud, alteration, and tampering, such as:

- **Pull printing**—Have documents held and released only to the person who printed them. The optional HP Access Control Pull Printing solution helps protect sensitive data by requiring authentication at the device, and gives users the flexibility of authenticating at multiple devices.
- **Protect sensitive media**—Special paper or media for printing checks, prescriptions or other sensitive documents can be protected by equipping devices with secure paper input trays and solutions like the optional HP and TROY SecureRx Printing solution.
- **Prevent tampering and alteration**—HP offers many optional technologies—including tamper-evident toner, magnetic toner, and machine-readable codes—that dramatically reduce the potential for fraudulent alteration of sensitive documents.
- **Embed anti-fraud features**—This is a valuable tool in sensitive documents like prescriptions, birth certificates, or transcripts. Anti-fraud features are embedded before they are routed to the device and printed on plain paper by using the optional HP and TROY Secure Document Printing solution.



Monitor and manage your enterprise

HP offers solutions to remotely manage device security, including:

- **Fleet-level protection**—Use optional [HP Imaging and Printing Security Center \(IPSC\)](#), the industry's first policy-based solution that helps you increase security, strengthen compliance, and reduce risk across your imaging and printing fleet.³⁰
 - Streamline the process to securely deploy and monitor devices by applying a single security policy across the fleet.
 - Easily achieve baseline security with the HP Best Practices Base Policy—no security expertise required.
 - Secure new HP devices as soon as they are added to your network with HP Instant-on Security.
 - Actively maintain and verify compliance with your defined security policies by using HP IPSC automated monitoring and risk-based reporting.

To learn more about HP Imaging and Printing Security Center or to obtain a free 60-day trial, please visit www.hp.com/go/ipsc.
- **Device-based security management**—For environments where few devices are deployed, IT may choose to manage each device individually via the HP Embedded Web Server management interface, which employs HTTPS for encryption and access control. In addition, HP provides security wizards to assist in proper security setup.

HP security best practices

Since 2005, HP has published security best practice checklists for networked environments common to enterprises and small to medium businesses. HP recommends that customers incorporate recommended security configurations in their environments. For more information, go to <http://h71028.www7.hp.com/enterprise/downloads/HP-Imaging10.pdf>.

For more information on HP security solutions, checklist, and assessment tools please visit www.hp.com/go/secureprinting.

Enable solution extensibility and investment protection

Successful enterprises are often wary of technologies that promise to revolutionize their business—and rightly so. These technologies typically come with a steep price tag for new products and services, and render their existing investments useless. Intelligent technologies not only offer new capabilities for new products, but also capitalize on a business's existing infrastructure. That's where [HP's Open Extensibility Platform \(OXP\)](#) and HP FutureSmart step in.

HP's OXP can significantly reduce costs by creating a unified environment—so your software solutions, imaging and printing devices, and management tools can work together in a whole new way. HP FutureSmart is a new firmware architecture that includes OXP. It enables a number of the innovative features and capabilities available with the HP LaserJet Enterprise 500 MFP M525 series and color MFP M575 series.

HP's OXP—solutions and devices working together in a whole new way

Prior to 2008, imaging and printing solutions were *device-specific*. Each MFP, digital sender, or scanner model required its own version of a solution—and this was common across all manufacturers. In 2008, web services technology allowed imaging and printing devices to begin supporting *device-independent* solutions. Now, across the industry, one solution can support all your devices released after 2008. Instead of having to download and install unique versions of a solution for individual devices, you can download one version to all devices, and the solution will automatically configure itself for each device.

HP's OXP takes this a step further than the competition with device-independent technology on supported devices introduced in 2005 or later. This means that you don't have to buy new devices in order to support the latest solutions.³¹ You can deploy one version of a solution across your fleet and create an environment that is simpler for IT to manage. End users also benefit with a consistent user interface, no matter what device they're using, which limits training costs and boosts productivity.

In addition, HP's OXP takes a new, innovative approach as to where solutions are located. Solutions can now be housed solely on the server, with no components residing on your imaging and printing devices. This eliminates the need for a device-based component—such as a USB drive that plugs into the device—which must then be separately managed on each device by IT. In the same way that your computer's web browser accesses and displays content that is hosted elsewhere, your MFP can now access solutions and display an interface that resides on a remote server. The benefits are huge. Because you don't have to install and manage solutions by interacting with each of your devices, you can save a significant amount of time and money.

Finally, server-based solutions can help you future-proof your imaging and printing fleet. Years from now, your older devices are expected to run new solutions with the same look-and-feel and smooth performance as a brand new MFP.

Optional HP Certified Partner solutions

These MFPs support a broad portfolio of HP Certified Partner solutions—enabling you to meet changing business needs. HP works with solution partners to address key areas of business concern. To learn more about available infrastructure, management, and workflow solutions, visit www.hp.com/go/gsc.

HP FutureSmart—accomplish more today and be prepared for tomorrow

HP FutureSmart firmware makes updating, managing, and extending the capabilities of supported devices on your printing fleet easier and more consistent. HP FutureSmart is the “brain” that controls the HP LaserJet Enterprise 500 MFP M525 series and color MFP M575 series and enables many new and exciting features, such as image preview, HP Quick Sets, and enhanced role-based security. Designed to adapt to evolving technologies, HP FutureSmart allows you to easily upgrade devices to the latest feature set, ensuring that they remain viable for years to come. HP FutureSmart delivers value in three main areas: it helps protect your imaging and printing investments, it provides advanced workflow capabilities, and it maintains feature consistency across your fleet.

HP FutureSmart can help you:

- Streamline the way your business handles print, scan, and fax jobs. An advanced job queue makes it easy to access and control print jobs in the queue.
- Preview and edit scanned and faxed images at the MFP before the job is executed. Easily create automatic job profiles to apply settings and preferences, enhance images, and save files to specified locations automatically.
- Secure your device and business processes. Set up user profiles and permissions to control access to device functions and capabilities.
- Reduce the time and cost to train new users. A consistent user interface and menu design across all HP FutureSmart devices, including the HP LaserJet Enterprise 500 MFP M525 series and color MFP M575 series, makes the user experience intuitive and familiar.

Enjoy increased productivity with legendary HP reliability

With a duty cycle of up to 75,000 pages,³² these MFPs are built to stand up to the demands of today's fast-paced business environment and keep intervention rates low.

Prior to its introduction, a new HP LaserJet device undergoes rigorous HP testing to help ensure that it provides consistent high-quality output. Tests are performed with a large sample of devices through each step of the design process, to be certain that the device measures up to HP standards. The result is a solid, reliable product that produces consistent, excellent output quality over the life of the device and its supplies.

The MFPs come with a standard one-year, next-day, onsite warranty. Additional warranty and service extension options are available from HP Total Care.

Relax with support services from HP

What if you could count on your entire imaging and printing network to produce high-quality results—reliably, consistently, and without interruption? What if you could do this without breaking your budget? And what if you could rely on one of the most trusted names in information technology for ongoing support? Now you can.

HP Care Pack services are designed with all of these needs in mind. HP Care Pack services provide an easy-to-buy, easy-to-use portfolio of packaged services that expand and enhance the warranty coverage on your MFP—at a price you can afford. In some cases, the cost of a 3-year Next Day Onsite Care Pack service can be less than the cost of a single out-of-warranty repair. We deliver proven expertise to provide you with everything from supplemental service to a virtual IT staff. For more details on service and maintenance offerings, see “Appendix B—Ordering information,” on page 26.

Outstanding energy- and paper-saving features

Not only do these MFPs offer powerful productivity, they also include features that help you conserve resources and achieve corporate environmental goals. [HP Auto-On/Auto-Off Technology](#),¹⁵ [Instant-on Technology](#),¹⁶ and [Instant-on Copy](#)³³ can all help reduce energy use. And optional [HP EcoSMART Fleet](#) lets you easily monitor and report environmental printing policies and practices.¹²

Here are some of the ways the HP LaserJet Enterprise 500 MFP M525 and color MFP M575 series help you reduce your impact on the environment:

- Save energy, using [HP Auto-On/Auto-Off Technology](#)—intelligence that can turn your device on when you need it and off when you don't.¹⁵
- [Instant-on Technology](#)¹⁶ and [Instant-on Copy](#)³³ help to conserve even more power.
- Prevent wasted paper. Conveniently print on both sides of a page, using automatic two-sided printing. And with PIN printing, you can help ensure only authorized users are consuming resources.
- Return Original HP LaserJet toner cartridges through [HP Planet Partners](#) for free, easy recycling. HP never refills or resells HP cartridges, and never sends them to a landfill.¹⁷

HP EcoSMART Fleet

Collect data and create useful reports to establish and help achieve environmental goals, using optional [HP EcoSMART Fleet](#).¹² Leveraging your [HP Web Jetadmin](#) fleet management software, [HP EcoSMART Fleet](#) offers powerful enterprise environmental assessment and reporting for your HP imaging and printing devices. From one intuitive, easy-to-use interface, you can see your energy and resource use and how to adjust your habits and settings to do what's right for the environment and your business.

Working in conjunction with [HP Web Jetadmin](#), [HP EcoSMART Fleet](#) gives you the information you need to effectively monitor, manage, and control the environmental impact of your fleet. Use real-time data collection to run scenarios to study—and capitalize on—the functions within your printing devices that control energy, carbon footprint, and paper savings. Run straightforward reports for forecasting and detailing environmental improvements and efficiencies to meet and monitor environmental goals.

A—Technical specifications

	HP LaserJet Enterprise 500 MFP M525 series	HP LaserJet Enterprise 500 color MFP M575 series
Print speed²² (letter/A4)	Up to 42/40 ppm	Black-only or color: up to 31/30 ppm
First page out²³ (letter and A4)	Print or copy: as fast as 8.5 seconds from ready	Print: as fast as 10.5 seconds from ready; Copy: as fast as 10.0 seconds from ready
Print resolution	HP ProRes 1200 (1200 x 1200 dpi), HP FastRes 1200 (1200 dpi quality), HP Resolution Enhancement technology, 600 x 600 dpi, 300 x 300 dpi	Up to 1200 x 1200 dpi; Technologies: HP ImageREt 3600
Scanning resolution	Up to 600 x 600 dpi	
ADF scan speed (letter/A4)		
Single-sided (pages per minute)	M525dn/f/c, black-only: up to 42/40, color: up to 32/30	M575dn/f, black-only or color: up to 32/30 M575c, black-only: up to 42/40, color: up to 32/30
Two-sided (images per minute)	M525dn/f, black-only: up to 18/18, color: up to 15/14 M525c, black-only: up to 52/50, color: up to 31/30	M575dn/f, black-only or color: up to 15/14 M575c, black-only: up to 52/50, color: up to 31/30
ADF input capacity	M525dn/M525f: 50 sheets, M525c: 100 sheets	M575dn/M575f: 50 sheets, M575c: 100 sheets
Control panel/data entry	8.0 in (20.3 cm) color LCD with touchscreen, rotating (adjustable angle) display, illuminated Home button, easy-access USB 2.0 port, hardware integration pocket; M525c/M575c adds pull-out keyboard	
Features		
Scanning	Flatbed color scanner, up to 216 x 356 mm (8.5 x 14 in) M525c and M575c also include: two sided, single-pass scanning, HP EveryPage ultrasonic double-feed detection	
Advanced imaging	Auto-blank page removal, image preview, auto-color detection, edge erase, deskew, auto-content-crop M525c and M575c also include: auto-orientation, auto-page-crop, auto-tone	
Digital sending	Send to Email; Save-to-Network Folder; Save-to-USB drive; Send to FTP; Send to LAN Fax; Send to Internet Fax; M525c and M575c also include: Send to SharePoint; OCR	
Copying	Up to 9999 copies; reduce or enlarge 25 to 400% (from scanner glass), 25 to 200% (from ADF); Collate; Auto-color detection; Two-sided copying; Image adjustments (darkness, background cleanup, sharpness); Job build	
Faxing	Fax speed: up to 33.6 kbps; ¹⁹ JBIG compression; fax forwarding; fax polling; broadcasting to up to 100 locations; Speed dial up to 100 numbers, each with 100 destinations; auto-fax reduction, auto-redialing Fax resolution: standard 204 x 96 dpi, superfine 300 x 300 dpi	
Processor	800 MHz	
Memory⁴	M525dn, M525f: 1 GB; M525c: 1.5 GB	1.5 GB
Storage media	M525dn: Solid State Drive, minimum 8GB, AES-128 firmware encryption of customer/job data, Secure Cryptographic Erase: job data, Secure ATA Erase: disk M525f, M525c: HP High-Performance Secure Hard Disk, minimum 250 GB, AES-128 or greater full hardware encryption, (M575c: minimum 320 GB, AES-256), Secure File Erase: temporary job files, Secure Erase: job data, Secure ATA Erase: disk	HP High-Performance Secure Hard Disk, minimum 250 GB, AES128 or greater full hardware encryption, (M575c: minimum 320 GB, AES-256), Secure File Erase: temporary job files, Secure Erase: job data, Secure ATA Erase: disk
Durability ratings	Recommended monthly page volume: 2,000 to 6,000 ³⁴	
	Duty cycle: ³² up to 75,000 pages (letter/A4)	
	M525c/M575c, ADF recommended monthly scan volume: 27,000 to 44,500 pages	
Paper		
Input	Standard: 100-sheet multipurpose tray, 1, 500-sheet tray 2; Optional: 2 x 500-sheet trays 3, 4	Standard: 100-sheet multipurpose tray, 1, 250-sheet tray 2; Optional: 1 x 500-sheet tray 3
Output	Up to 250 sheets	

	HP LaserJet Enterprise 500 MFP M525 series	HP LaserJet Enterprise 500 color MFP M575 series
Two-sided printing	Automatic	
Sizes	Multipurpose tray (tray 1): 76 x 127 mm (3 x 5 in) to 216 x 356 mm (8.5 x 14 in); A4, RA4, A5, A6, B5 (JIS), B6 (JIS), 10 x 15 cm, 16K; letter, legal, oficio, executive, statement, 3 x 5 in, 4 x 6 in, 5 x 7 in, 5 x 8 in; Envelopes (B5, C5, C6, DL, No. 9, No. 10, Monarch); Postcard (JIS), Dpostcard (JIS)	
	Tray 2, 3, 4: 105 x 148 mm (4.1 x 5.8 in) to 216 x 356 mm (8.5 x 14 in); A4, RA4, A5, A6, B5 (JIS), B6 (JIS), 10 x 15 cm, 16K, Postcard (JIS), DPostcard (JIS); letter, legal, oficio, executive, statement, 5 x 7 in, 5 x 8 in	Tray 2: 148 x 210 mm (5.8 x 8.3 in) to 216 x 297 mm (8.5 x 11.7 in); A4, A5, B5 (JIS), 16K; letter, executive Optional 500-sheet tray 3: 148 x 210 mm (5.8 x 8.3 in) to 216 x 356 mm (8.5 x 14 in); A4, RA4, A5, B5 (JIS), 16K; letter, legal, oficio, executive
	Automatic two-sided printing: A4, RA4; letter, legal, oficio	Automatic two-sided printing: A4, A5, RA4, B5 (JIS), 16K; letter, legal, oficio, executive
	ADF: A4, RA4, A5, A6, B5, B6 (JIS), 16K, Postcard (JIS), DPostcard (JIS); letter, legal, oficio, executive, statement, 4 x 6 in, 5 x 7 in, 5 x 8 in	
Weights	Multipurpose tray: 52 to 199 g/m ² (14 to 53 lb) 500-sheet input tray 2, automatic two-sided printing, and optional trays 3, 4: 52 to 120 g/m ² (14 to 32 lb)	Multipurpose tray, plain paper: 60 to 216 g/m ² (16 to 58 lb), glossy paper: 105 to 220 g/m ² (28 to 58 lb); 250-sheet input tray 2 and automatic two-sided printing, plain paper: 60 to 163 g/m ² (16 to 43 lb), glossy paper: 105 to 220 g/m ² (28 to 58 lb) Optional 500-sheet input tray 3: Plain paper: 60 to 176 g/m ² (16 to 47 lb), Glossy paper: 105 to 220 g/m ² (28 to 58 lb)
Types	Paper (plain, HP EcoSMART Lite, light, bond, recycled, mid-weight, heavy, extra heavy, letterhead, preprinted, prepunched, colored, rough), cardstock, transparency, labels, envelope, user-defined	Paper (bond, color, letterhead, light, plain, preprinted, prepunched, recycled, rough, mid-weight, heavy, extra heavy, mid-weight glossy, heavy glossy, extra heavy glossy), envelopes, labels, cardstock, card glossy, transparencies, opaque film, user-defined
Interfaces	3 external Hi-Speed USB 2.0 (1 easy-access to save and print files directly, 1 for connecting external devices, 1 printing port), 1 Ethernet (Gigabit), 1 Foreign Interface, 1 hardware integration pocket, 2 internal host USB 2.0 type ports for third-party solutions; M525f, M525c, M575f, and M575c also include: 1 fax port	
Network capabilities	Via HP Jetdirect Ethernet embedded print server (standard) supports: 10Base-T, 100Base-Tx, 1000Base-T; 802.3az (EEE) support on Fast Ethernet and Gig Links; IPsec (standard); 802.11b/g/n wireless networking (optional)	
Languages	HP PCL 6, HP PCL 5c (HP PCL 5c driver available from the Web only), HP Postscript level 3 emulation, native PDF printing (v 1.4)	
Fonts	105 internal TrueType fonts scalable in HP PCL, 92 internal scalable fonts in HP postscript Level 3 emulation (Euro symbol built-in), 1 internal Unicode Fonts (Andale Mono WorldType), 2 Internal Windows Vista® 8 Fonts (Calibri, Cambria), additional font solutions available via third-party flash memory cards, HP LaserJet Fonts and IPDS Emulation available at www.hp.com/go/laserjetfonts	
Supported operating systems	Microsoft Windows® 8, Windows 7, Windows Vista, Windows XP (SP2+), Windows Server 2008 R2 (64-bit), Windows Server 2008 (32 and 64-bit), Windows Server 2003 (SP1+); Mac OS X v10.7, 10.6; (v10.5 supported on M525/M575 dn/f bundles only); For the latest operating system support see: Citrix and Windows Terminal Services (www.hp.com/go/upd); Novell (www.novell.com/iprint); Linux (www.hplip.net); UNIX (www.hp.com/go/unix , www.hp.com/go/unixmodelscrips , www.hp.com/go/jetdirectunix_software); SAP device types (www.hp.com/go/sap/drivers , www.hp.com/go/sap/print); HP ePrint Mobile Driver (www.hp.com/go/eprintmobiledriver)	
Network protocols	IPv4/IPv6: Apple Bonjour Compatible (Mac OS X v10.2.4 or higher), SNMPv1/v2c/v3, HTTP, HTTPS, FTP, TFTP, Port 9100, LPD, WS Discovery, IPP, Secure-IPP, IPsec/Firewall; IPv6: DHCPv6, MLDv1, ICMPv6; IPv4: Auto-IP, SLP, Telnet, IGMPv2, BOOTP/DHCP, WINS, IP Direct Mode, WS Print	
Security	Identity Management: Kerberos authentication, LDAP authentication, 1000 user PIN codes, optional HP and third-party advanced authentication solutions (e.g., badge readers) Network: IPsec/firewall with Certificate, Pre-Shared Key, and Kerberos authentication, Supports WJA-10 IPsec configuration plug-in, 802.1X authentication (EAP-PEAP, EAP-TLS), SNMPv3, HTTPS, Certificates, Access Control List Data: Storage Encryption, Encrypted PDF (uses FIPS 140 validated cryptographic libraries from Microsoft), Encrypted Email, Secure Erase, SSL/TLS, Encrypted Credentials Device: Security lock slot, USB port disablement, Hardware Integration Pocket for security solutions	
System requirements, Windows	Windows 8, Windows 7, Windows Vista, Windows XP (SP2 or higher), Windows Server 2008 R2, Windows Server 2008, Windows Server 2003 (SP1 or higher); for OS system requirements see www.microsoft.com ; 200 MB available hard disk space	

	HP LaserJet Enterprise 500 MFP M525 series	HP LaserJet Enterprise 500 color MFP M575 series
System requirements, Macintosh	Mac OS X v10.7, 10.6; (v10.5 supported on M525/M575 dn/f bundles only); operating system compatible hardware system requirements, see: www.apple.com ; 200 MB available hard disk space	
Dimensions (width x depth x height)	516 x 547 x 576 mm (20.3 x 21.6 x 22.7 in)	663 x 555 x 585 mm (26.1 x 21.8 x 23 in)
Weight	M525dn: 29.4 kg (64.9 lb) M525f: 29.8 kg (65.8 lb) M525c: 30.5 kg (67.3 lb)	M575dn: 46.5 kg (102.5 lb) M575f: 47 kg (103.5 lb) M575c: 47.7 kg (105 lb) (includes installed toner cartridges)
What's in the box	MFP, power cord, standard capacity Black toner cartridge, software and documentation on CD-ROM, Getting Started Guide, support flyer M525dn also includes: solid state drive M525f and M525c also include: embedded HP High-Performance Secure Hard Disk, embedded fax and convenience stapler, fax cable	MFP; power cord; HP standard capacity toner cartridges: 1 Black, 1 each Magenta, Cyan, Yellow; software and documentation on CD-ROM; Installation Guide; support flyer; embedded HP High-Performance Secure Hard Disk M575f and M575c also include: embedded fax and convenience stapler, fax cable
Warranty	One year next business day on-site warranty, one year free phone support, chat, and email	

Environmental and power specifications

	HP LaserJet Enterprise 500 MFP M525 series	HP LaserJet Enterprise 500 color MFP M575 series
Environmental ranges		
Recommended temperature	15 to 32.5° C (50 to 90.5° F)	15 to 27° C (59 to 80.6° F)
Storage temperature	-20 to 40° C (-4 to 104° F)	-0 to 35° C (32 to 95° F)
Recommended relative humidity	30 to 70%	20 to 60%
Storage relative humidity	10 to 90%	
Acoustics		
Sound power emissions ³⁵	Ready: inaudible; Printing: 6.7 B(A); Scanning/copying: 7.1 B(A)	Ready: inaudible; Printing: 6.6 B(A); Scanning/copying: 6.8 B(A)
Sound pressure (bystander position)	Ready: inaudible; Printing: 54 dB(A); Scanning/copying: 57 dB(A)	Ready: inaudible; Printing: 52 dB(A); Scanning/copying: 54 dB(A)
Power specifications	ENERGY STAR qualified models, see www.hp.com/go/energystar	
Power supply required	Input voltage 100 to 127 VAC (±10%), 50/60 Hz (± 2 Hz), 8.5 A; 220 to 240 VAC (± 10%), 50/60 Hz (±2 Hz), 4.5 A	Input voltage 110 to 127 VAC (± 10%), 60 Hz (± 2Hz), 12 A; 220 to 240 VAC (± 10%), 50 Hz (± 2 Hz), 6 A
Power consumption ³⁶	Printing: 780 watts; Copying: 785 watts; Ready: 30 watts; Sleep: 9.6 watts; Auto-Off: 0.9 watts; Off: 0.2 watts	Printing: 655 watts; Copying: 665 watts; Ready: 52 watts; Sleep: 11.3 watts; Auto-Off: 0.99 watts; Off: 0.3 watts
Typical Electricity Consumption (TEC)	4.016 kWh/Week	4.60 kWh/Week
Safety approvals and requirements	IEC 60950-1 +A1 (International), EN 60950-1 +A11 +A1 +A12 (EU), IEC 60825-1, UL/cUL Listed (US/Canada); GS License (Europe), EN 60825-1 (Class 1 Laser/LED Device), Low Voltage Directive 2006/95/EC with CE Marking (Europe); Other safety approvals as required by individual countries	
Electromagnetic emission standard	CISPR 22: 2005 +A1/EN 55022: 2006 +A1 Class A, EN 61000-3-2: 2006 +A1:2009 +A2:2009, EN 61000-3-3:2008, EN 55024: 1998+A1+A2, FCC Title 47 CFR, Part 15 Class A (USA), ICES-003, Issue 4, (Canada), GB9254-2008, GB17625.1-2003, EMC Directive 2004/108/EC with CE Marking (Europe); Other EMC approvals as required by individual countries	

B—Ordering information

MFPs	HP LaserJet Enterprise 500 MFP M525dn	CF116A
	HP LaserJet Enterprise 500 MFP M525f	CF117A
	HP LaserJet Enterprise flow MFP M525c	CF118A
	HP LaserJet Enterprise 500 color MFP M575dn	CD644A
	HP LaserJet Enterprise 500 color MFP M575f	CD645A
	HP LaserJet Enterprise color flow MFP M575c	CD646A
HP LaserJet Toner cartridges³⁷	HP LaserJet Enterprise 500 MFP M525 series	
	HP LaserJet 55A Black Toner cartridge (~6,000 pages)	CE255A
	HP LaserJet 55X Black Toner cartridge (~13,500 pages)	CE255X
	HP LaserJet 55X Black Dual Pack Toner cartridge	CE255XD
	HP LaserJet Enterprise 500 color MFP M575 series	
	HP 507A Black LaserJet Toner cartridge (~5,500 pages)	CE400A
	HP 507X Black LaserJet Toner cartridge (~11,000 pages)	CE400X
	HP 507A Cyan LaserJet Toner cartridge (~6,000 pages)	CE401A
	HP 507A Yellow LaserJet Toner cartridge (~6,000 pages)	CE402A
	HP 507A Magenta LaserJet Toner cartridge (~6,000 pages)	CE403A
Supplies	HP Staple Cartridge Refill (for MFP M525f, M525c, M575f, M575c models only)	Q7432A
	ADF Feeder Roller Replacement Kit	L2718A
	Toner Collection Unit (~36,000 pages) ³⁸ (for color MFP M575 series only)	CE254A
Accessories	HP LaserJet Enterprise 500 MFP M525 series and color MFP M575 series	
	HP LaserJet MFP Analog Fax Accessory 500	CC487A
	HP 100 ADF Roller Replacement Kit	L2718A
	HP LaserJet Enterprise 500 MFP M525 series	
	HP LaserJet 500-sheet Feeder Tray	CE530A
	HP LaserJet Printer Cabinet	CF338A
	HP LaserJet Enterprise 500 color MFP M575 series	
	HP Color LaserJet 500-sheet Paper and Heavy Media Tray	CF084A
	HP LaserJet Printer Cabinet	CF085A
	110 Volt Fuser Kit	CE484A
	220 Volt Fuser Kit	CE506A
	HP LaserJet Enterprise flow MFP M525c and color flow MFP M575c	
	HP LaserJet Keyboard Overlay Kit for Simplified Chinese & Traditional Chinese	A7W12A
HP LaserJet Keyboard Overlay Kit-Danish/French-Switzerland/German-Switzerland	A7W13A	
Connectivity	HP Jetdirect ew2500 802.11b/g Wireless Print Server	J8021A
	HP Jetdirect 2700w USB Wireless Print Server	J8026A
Security	HP LaserJet Enterprise 500 MFP M525 series	
	FIPS 140 validated disk	CF117A#201
	HP LaserJet Enterprise 500 color MFP M575 series	
	FIPS 140 validated disk	CD645A#201 CD645A#AAZ

HP Care Pack Services	HP LaserJet Enterprise 500 color MFP M575 series	
	4 year Second Business Day Call to Repair + DMR (Defective Media Retention) Support U1Q48E 4 year Second Business Day Call to Repair + DMR Support U1Q49E 4 year Next Business Day + DMR Support U1Q50E 4 year Next Business Day + DMR Support U1Q51E 1 year Post Warranty Next Business Day + DMR Support U1Q52PE 2 year Post Warranty Next Business Day Support U1Q53PE 1 year Post Warranty Next Business Day Support U1Q54PA 1 year Post Warranty Next Business Day Support U1Q54PE 1 year Post Warranty 4 Hour 9x5 Color Support U1Q55PE 1 year Post Warranty 4 Hour 13x5 Color Support U1Q56PE 1 year Post Warranty Second Business Day Call to Repair + DMR U1Q57PE 1 year Post Warranty Next Business Day Call to Repair + DMR U1Q58PE 1 year Post Warranty Phone Assist High-End Single Function Printer/Service HC132PE Autosend + Install Mid-Range Service U2050E Network Install Mid-Range Service U2010E Physical Install Mid-Range Service U2009E	
	HP LaserJet Enterprise 500 MFP M525 series	
	3 year Next Business Day Support U5X53A 3 year Next Business Day Support U5X53E 4 year Next Business Day Support U5X56E 5 year Next Business Day Support U5X57E 3 year 4 Hour 9x5 Support U5X58E 3 year 4 Hour 13x5 Support U5X59E 4 year 4 Hour 9x5 Support U5X60E 4 year 4 Hour 13x5 Support U5X61E 5 year 4 Hour 13x5 Support U5X62E 5 year 4 Hour 9x5 Support U5X63E 3 year Next Business Day + DMR Support U5X64E 3 year Next Business Day Call to Repair + Hardware Support U5X67E 4 year Next Business Day Call to Repair + Hardware Support U5X68E 5 year Next Business Day Call to Repair + Hardware Support U5X69E 3 year Second Business Day Call to Repair + Hardware Support U5X70E 4 year Second Business Day Call to Repair + DMR Hardware Support U5X71E 5 year Second Business Day Call to Repair + DMR Hardware Support U5X72E 4 year Next Business Day + DMR Support U5X73E 5 year Next Business Day + DMR Support U5X74E 2 year Post Warranty Next Business Day Support U5X75E 1 year Post Warranty Next Business Day + DMR Hardware Support U5X76E 1 year Post Warranty 4 Hour 9x5 Support U5X77E 1 year Post Warranty 4 Hour 13x5 Support U5X78E 1 year Post Warranty Next Business Day Support U5X79A 1 year Post Warranty Next Business Day Support U5X79E 1 year Post Warranty Second Business Day Call to Repair + DMR Hardware Support U5X80E 1 year Post Warranty Next Business Day Call to Repair + DMR Hardware Support U5X81E	
Paper	North America: www.hp.com/go/paper Europe: www.hp.com/go/learnaboutsupplies Asia Pacific: www.hp.com/apac/printingsupplies Latin America: contact HP via phone: USA: 1-800-477-5010, Europe: +800 7644 7644, Asia: 65-6253-8500 Australia/New Zealand: 61-2997-2299LAR, Brasil: sac 0800 70 300 70	
Software	HP Web Jetadmin: www.hp.com/go/wja HP Universal Print Driver: www.hp.com/go/upd HP Install Network Printer Wizard: www.hp.com/go/inpw_sw	
Solutions	HP LaserJet Fonts, Barcodes, and IPDS Emulation available at www.hp.com/go/laserjetfonts For more solutions information, please visit www.hp.com/go/qsc	

Use accessories and supplies specifically designed for the product to help ensure optimal performance. To order the accessories and supplies listed here, go to www.hpshopping.com (U.S. only). If you don't have access to the Internet, contact your qualified HP dealer, or call HP (U.S.) at (800) 282-6672.

End notes

¹ Fax capabilities are standard on the HP LaserJet Enterprise 500 MFP M525f, flow MFP M525c, color MFP M575f, and color flow MFP M575c. Fax capabilities are available as an upgrade on the MFP M525dn and the color MFP M575dn. Built-in stapler is available only on the HP LaserJet Enterprise 500 MFP M525f, flow M525c, color MFP M575f and color flow MFP M575c.

² Two-sided single-pass scanning, the pull-out keyboard, the extended-life ADF, HP EveryPage, embedded OCR, advanced automatic imaging features, and SharePoint are included with the HP LaserJet Enterprise flow MFP M525c and color flow MFP M575c only.

³ Solutions deployed through the hardware integration pocket may require additional purchase.

⁴ Memory is not expandable.

⁵ Automatic document feeder capacity is 100 sheets on the HP LaserJet Enterprise flow MFP M525c and color flow MFP M575c; capacity is 50 sheets on the HP LaserJet 500 MFP M525dn, MFP M525f, color MFP M575dn and color MFP M575f.

⁶ Embedded OCR on the HP LaserJet Enterprise flow MFP M525c and color flow MFP M575c is intended for occasional use. For high-volume OCR usage, consider optional server-based Digital Sending Software (DSS).

⁷ Up to two optional 500-sheet paper trays are available on the HP LaserJet Enterprise 500 MFP M525 series for a paper capacity up to 1,600 sheets. One optional 500-sheet paper tray is available on the HP LaserJet Enterprise 500 color MFP M575 series for a paper capacity of 850 sheets. Please purchase optional paper trays separately.

⁸ Requires an Internet connection to HP web-enabled printer and HP ePrint account registration (for a list of eligible printers, supported documents and image types and other HP ePrint details, see www.hp.com/go/eprintcenter). Mobile devices require Internet connection and email capability. May require wireless access point. Separately purchased data plans or usage fees may apply. Print times and connection speeds may vary. Some HP LaserJet printers may require firmware upgrades.

⁹ Supports the following devices running iOS 4.2 or later: iPad, iPad 2, iPhone (3GS or later), iPod touch (3rd generation or later). Works with HP's AirPrint-enabled printers and requires the printer be connected to the same network as your iOS device. Wireless performance is dependent upon physical environment and distance from the access point. AirPrint and the AirPrint Logo are trademarks of Apple® Inc. iPad, iPhone, and iPod touch are trademarks of Apple Inc., registered in the U.S. and other countries.

¹⁰ HP LaserJet 55X (MFP M525), 507X (MFP M575) Black Toner Cartridge not included; please purchase separately.

¹¹ HP Web Jetadmin is free and can be downloaded at www.hp.com/go/webjetadmin. The HP Universal Print Driver is free and can be downloaded at www.hp.com/go/upd.

¹² HP Digital Sending Software, HP Imaging and Printing Security Center (IPSC), HP EcoSMART Fleet, and HP Web Jetadmin Premium Support are optional and must be purchased separately.

¹³ The HP LaserJet Enterprise 500 MFP M525f, flow MFP M525c, color MFP M575dn, color MFP M575f and color flow MFP M575c come standard with an HP High-Performance Secure Hard Disk, minimum 250 GB (320 GB on M525c/M575c). The HP LaserJet Enterprise 500 MFP M525dn comes with a solid state disk (minimum 8 GB) and is not upgradeable.

¹⁴ Encrypted printing requires use of HP Universal Print Driver 5.3.1 Secure Encrypted Print feature.

¹⁵ HP Auto-On/Auto-Off capabilities subject to printer and settings; may require a firmware upgrade.

¹⁶ Compared with products that use traditional fusing.

¹⁷ Program availability varies. Original HP cartridge return and recycling is currently available in more than 50 countries, territories and regions in Asia, Europe, and North and South America through the HP Planet Partners program. For more information, visit www.hp.com/recycle.

¹⁸ All models include scan to PDF, JPEG, TIFF, MTIFF, XPS, PDF/A. In addition, the flow M525c and color flow MFP M575c include TEXT (OCR), Unicode TEXT (OCR), RTF (OCR), Searchable PDF (OCR), Searchable PDF/A (OCR), HTML (OCR), CSV (OCR); Scan to easy access USB: PDF, JPEG, TIFF, MTIFF, XPS, PDF/A, TEXT (OCR), Unicode TEXT (OCR), RTF (OCR), Searchable PDF (OCR), Searchable PDF/A (OCR), HTML (OCR), CSV (OCR); Print from easy access USB: PDF, PS, Print Ready files (.prn, .pcl, .cht).

¹⁹ Based on standard ITU-T test image #1 at standard resolution. More complicated pages or higher resolution will take longer and use more memory.

²⁰ For network-connected devices only.

²¹ Compared with HP LaserJet Enterprise P3015 Printer. Assuming customer is printing at least 30% of total pages in color with content similar to the color ISO/IEC 19798 test suite (www.iso.org/itc1/sc28) and overall average job length of three pages. Yields established using ISO/IEC test standards. Actual yields and costs vary considerably depending on images printed, number of color pages printed, and other factors.

²² Measured using ISO/IEC 24734, excludes first set of test documents. For more information see www.hp.com/go/printerclaims. Exact speed varies depending on the system configuration, software application, driver, and document complexity.

²³ Exact speed for first page out varies depending on the system configuration, software application, driver, and document complexity.

²⁴ HP ePrint Enterprise requires HP ePrint Enterprise server software. App-based option requires Internet- and email-capable BlackBerry® smartphone OS 4.5 or newer; iPhone 3G or newer, iPad and iPod Touch (2nd gen) devices running iOS 4.2 or later; or Android™ devices running version 2.1, 2.2, 2.3, with separately purchased wireless Internet service and the HP ePrint service app. Email-based option requires any email-capable device and authorized email address. Solution works with PCL5/6, PCL3, and PCL3GUI printers (HP and non-HP).

²⁵ Wireless performance is dependent upon physical environment and distance from access point, and may be limited during active VPN connections.

²⁶ Using genuine HP supplies ensures availability of all HP printing features.

²⁷ Based on the manufacturers' published product specifications and internal HP testing. See www.hp.com/go/wia for April 2011 BLI evaluation report.

²⁸ HP SureSupply alerts you when your print cartridge is running low and helps you purchase online or locally through HP or a participating retailer. Only available with Original HP supplies; Internet access required.

²⁹ Based on the manufacturers' published product specifications.

³⁰ Based on an HP assessment of printer manufacturer security offerings in market as of November 1, 2011.

³¹ As of Fall 2012, OXP-supported devices include: HP LaserJet M3035 MFP, M4345 MFP, M5035 MFP, MFP M775, M9040/9050 MFP, M4555 MFP, M525 MFP; HP Color LaserJet CM3530 MFP, CM4540 MFP, CM4730 MFP, CM6030 MFP, CM6040 MFP, M575 MFP; HP LaserJet Enterprise 700 color MFP M775 series, 500 MFP M525 and color MFP M575 series, HP 9250C Digital Sender; HP Scanjet 7000n, HP Scanjet 8500f1.

³² Duty cycle is defined as the maximum number of pages per month of imaged output. This value provides a comparison of product robustness in relation to other HP LaserJet or HP Color LaserJet devices, and enables appropriate deployment of printers and MFPs to satisfy the demands of connected individuals or groups.

³³ When compared with fluorescent tubes.

³⁴ HP recommends that the number of pages per month of imaged output be within the stated range for optimum device performance, based on factors including supplies replacement intervals and device life over an extended warranty period.

³⁵ Measured according to ISO 7779 and declared in accordance with ISO 9296; values are subject to change. For current information, see www.hp.com/support. Configurations tested: HP LaserJet Enterprise 500 MFP M525dn printing simplex on A4 paper, HP LaserJet Enterprise 500 color MFP M575f printing simplex on A4 paper.

³⁶ Power requirements are based on the country/region where the printer is sold. Do not convert operating voltages. This will damage the printer and void the product warranty. Power consumption in Auto-Off mode depends on customer network switch capability, user configuration and network activity and may require a firmware upgrade. Off mode power may vary while checking network packets for print jobs.

³⁷ Declared yield value in accordance with ISO/IEC 19752 and ISO/IEC 19798. Actual yields vary considerably based on images printed and other factors. For more information, visit www.hp.com/go/learnaboutsupplies.

³⁸ Toner Collection Unit capacity approximately 36,000 pages (individual experience may vary considerably based on images printed, media used, environmental conditions and other factors).



AirPrint and the AirPrint Logo are trademarks of Apple® Inc. iPad, iPhone, and iPod touch are trademarks of Apple Inc., registered in the U.S. and other countries. ENERGY STAR and the ENERGY STAR mark are registered U.S. marks. Linux is a U.S. registered trademark of Linus Torvalds. Microsoft, SharePoint, Windows, and Windows Vista are U.S. registered trademarks of Microsoft Corporation. OCR Technology by I.R.I.S., copyright 1987-2012. All Rights Reserved. PANTONE® and other Pantone, Inc. trademarks are the property of Pantone, Inc.

© Copyright 2012 Hewlett-Packard Development Company, L.P.

The information contained herein is subject to change without notice. The only warranties for HP products and services are set forth in the express warranty statements accompanying such products and services. Nothing herein should be construed as constituting an additional warranty. HP shall not be liable for technical or editorial errors or omissions contained herein.

To learn more, visit www.hp.com

4AA4-0317ENW, November 2012, Rev. 3

